

# Antenna 101283

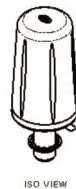
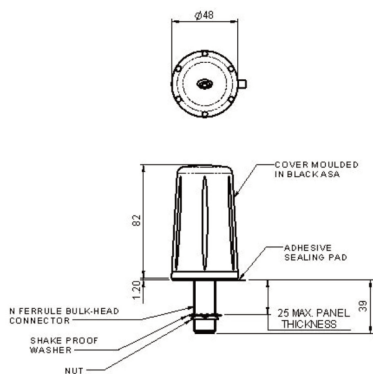


## LTE Antenna 698 - 2700 MHz



### Technical Data:

|                               |                                                                                                                   |
|-------------------------------|-------------------------------------------------------------------------------------------------------------------|
| Frequency Range (MHz):        | 698-960 / 1710-2700                                                                                               |
| Operational Band              | 700/800/900/1800/1900/2100/<br>2400/2600                                                                          |
| Peak Realised/Gain: Isotropic | 700 MHz 3dBi<br>900 MHz 4dBi<br>1800 MHz 4dBi<br>1900 MHz 5dBi<br>2100 MHz 5dBi<br>2400 MHz 5dBi<br>2600 MHz 5dBi |
| VSWR:                         | <2.5:1                                                                                                            |
| Polarisation:                 | Vertical                                                                                                          |
| Pattern:                      | Omni-directional                                                                                                  |
| Impedance:                    | 50Ω                                                                                                               |
| Max Input Power:              | 60W                                                                                                               |
| Dimensions:                   | Height 82mm / Diameter 48mm                                                                                       |
| Operating Temperature:        | -40°C to +80°C                                                                                                    |
| Material:                     | ASA                                                                                                               |
| Colour:                       | White                                                                                                             |
| Fixing:                       | Panel mount                                                                                                       |
| Hole Diameter:                | 16mm                                                                                                              |
| Max Panel Thickness:          | 25mm                                                                                                              |
| Connector:                    | N Female                                                                                                          |



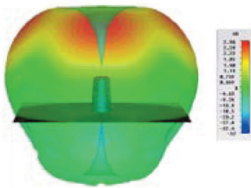
Typical VSWR




## LTE Antenna 698 - 2700 MHz



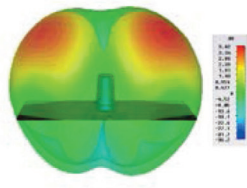
3D Gain Plot (700MHz)



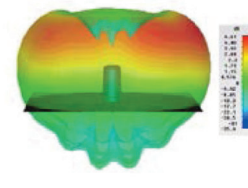
3D Gain Plot (800MHz)



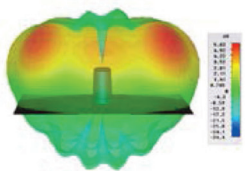
3D Gain Plot (900MHz)



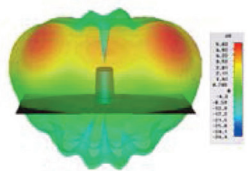
3D Gain Plot (1800MHz)




3D Gain Plot (1900MHz)



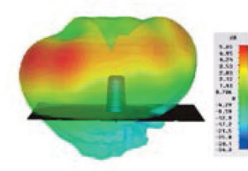
3D Gain Plot (2100MHz)



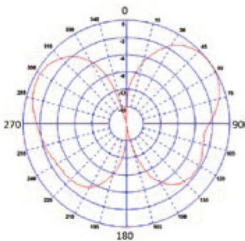
3D Gain Plot (2400MHz)



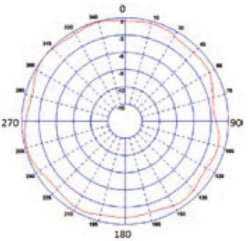
3D Gain Plot (2600MHz)



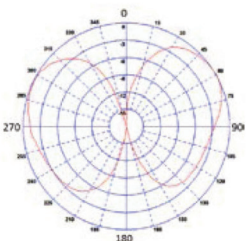
Typical E Plane (850MHz)



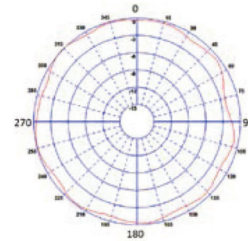
Typical H Plane (850MHz)



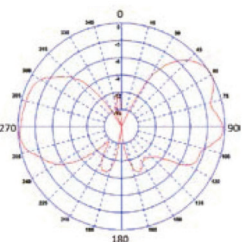
Typical E Plane (900MHz)



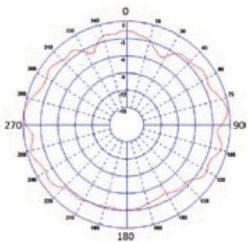
Typical H Plane (900MHz)



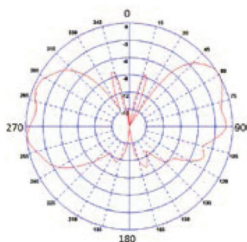
Typical E Plane (1800MHz)



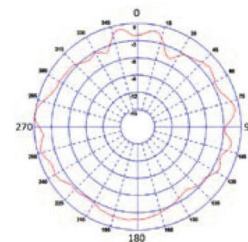
Typical H Plane (1800MHz)



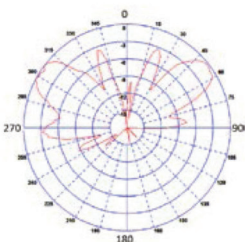
Typical E Plane (2000MHz)



Typical H Plane (2000MHz)



Typical E Plane (2600MHz)



Typical H Plane (2600MHz)

