

Antenna 193744

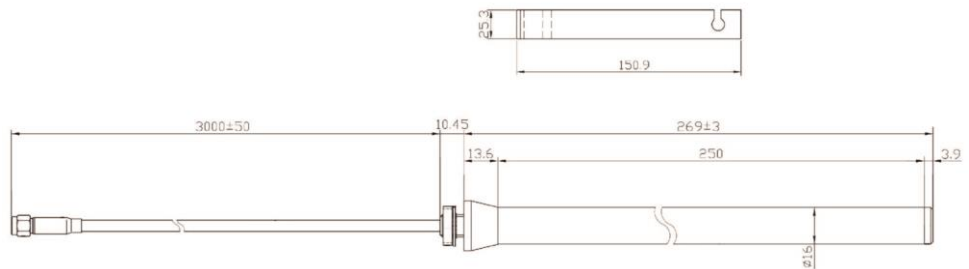


LTE/ISM wall antenna



Specifications:

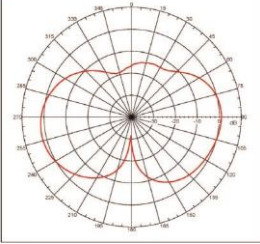
Frequency Range:	690-960/1710-2170/2400-2700 MHz
V.S.W.R:	≤ 2.5
Impedance:	50 Ω
Gain:	3 dBi
Cable:	20 m LMR195
Connector:	SMA (male)
Dimension:	269 mm \pm 3
Operating temperature range:	-30°C to +70°C
Storage temperature range:	-40°C to +85°C
Delivery with black bracket and two fixing bolts.	



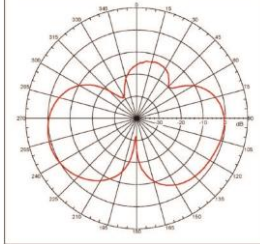
LTE/ISM wall antenna



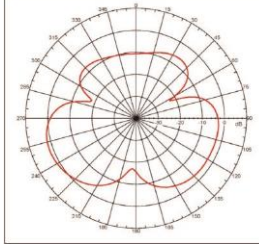
E Plane 824MHz: 1.81917dBi



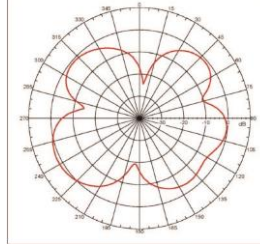
E Plane 850MHz: 0.84165 dBi



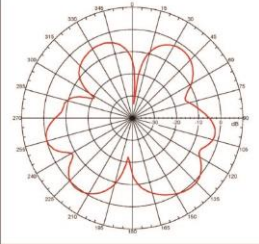
E Plane 900MHz: 1.72636 dBi



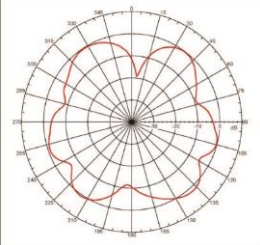
E Plane 960MHz: 1.60164 dBi



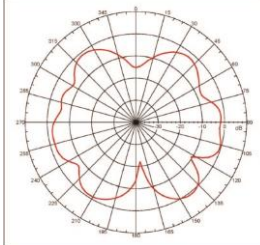
E Plane 1710MHz: 1.06143 dBi



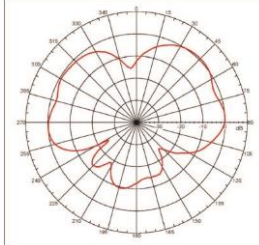
E Plane 1800MHz: 1.76763 dBi



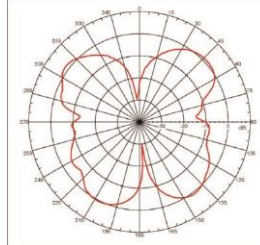
E Plane 1900MHz: 0.96073 dBi



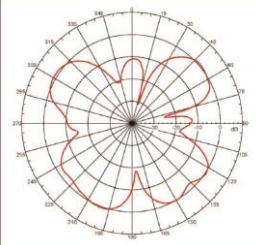
E Plane 2170MHz: 0.72134 dBi



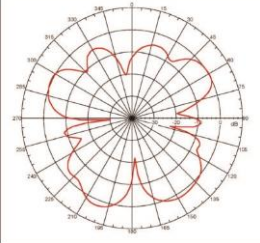
E Plane 2400MHz: 1.73269 dBi



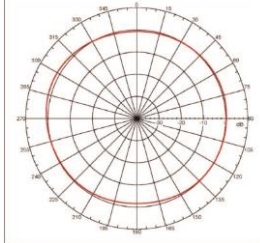
E Plane 2500MHz: 1.04758dBi



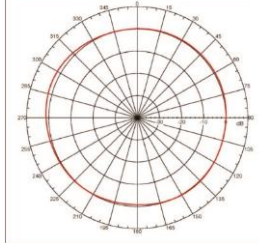
E Plane 2600MHz: 2.59262 dBi



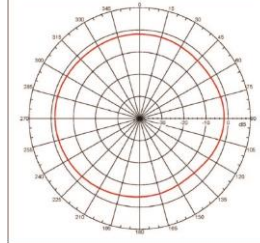
H Plane 806MHz: 1.37841 dBi



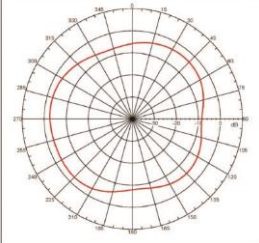
H Plane 824MHz: 1.77902 dBi



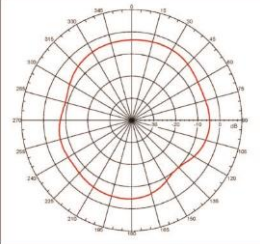
H Plane 850MHz: -1.60185 dBi



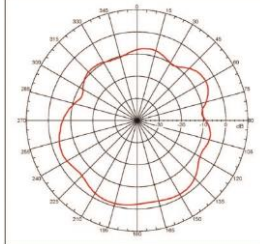
H Plane 900MHz: -2.47165 dBi



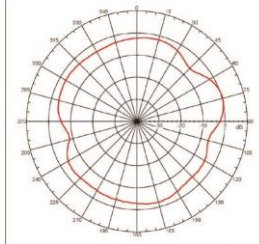
H Plane 960MHz: -3.26146 dBi



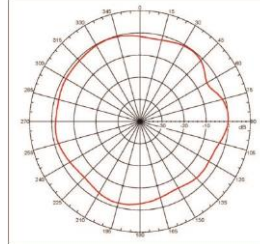
H Plane 1710MHz: -1.21375 dBi



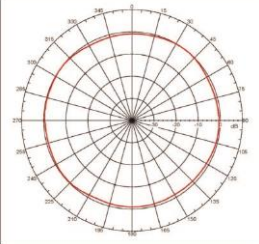
H Plane 1800MHz: 0.29161 dBi



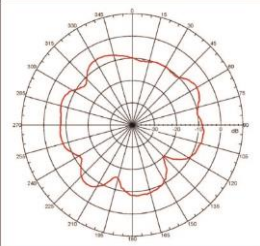
H Plane 1900MHz: -0.03944 dBi



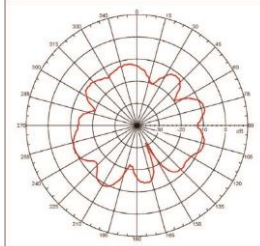
H Plane 2170MHz: 0.020 dBi



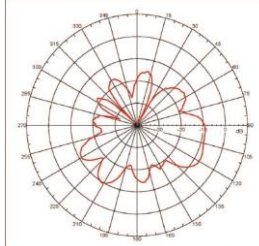
H Plane 2400MHz: -6.23579 dBi



H Plane 2500MHz: -8.61832 dBi



H Plane 2600MHz: -7.49977 dBi



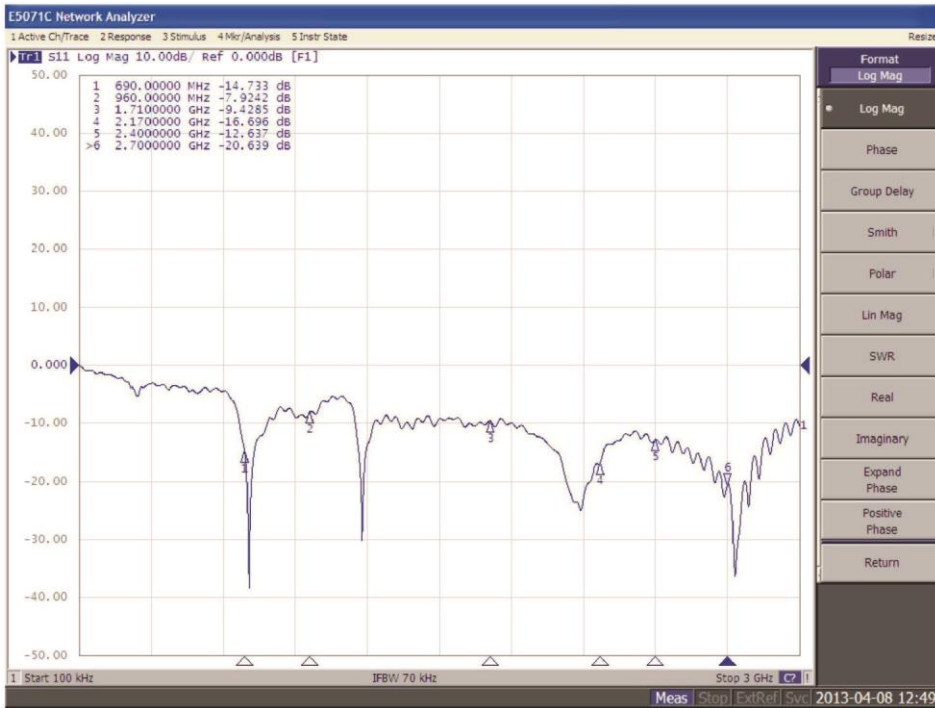
Antenna 193744



LTE/ISM wall antenna



S11:



VSWR:

