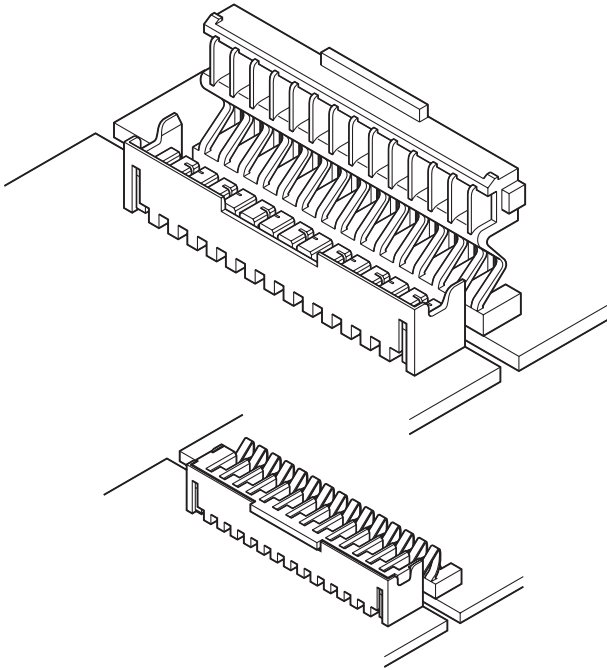


FJ CONNECTOR

2.0mm pitch/Board-to-board connectors



The FJ board-to-board connector absorbs lateral and longitudinal alignment errors thanks to an innovative new design that provides flexible connection between closely spaced circuit boards. Added advantages are simplified and less stringent packaging specifications for board-to-board connections and a higher quality end product.

- **Flexible connection absorbs circuit board misalignment**
- **Provides a low profile mount and allows connection after mounting**
- **Assures a reliable connection**

Specifications

- Current rating: 1.0A AC, DC
- Voltage rating: 50V AC, DC
- Temperature range: -25°C to +85°C
(including temperature rise in applying electrical current)
- Contact resistance: Initial value/40m Ω max.
After environmental testing/80m Ω max.
- Insulation resistance: 500M Ω min.
- Withstanding voltage: 500V AC/minute
- Applicable PC board thickness: 1.6mm
- * Compliant with RoHS.
- * Refer to "General Instruction and Notice when using Terminals and Connectors" at the end of this catalog.
- * Contact JST for details.

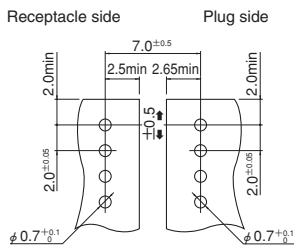
Standards

Recognized E60389

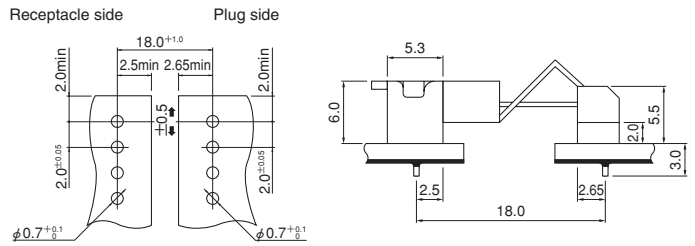
Certified LR20812

PC board layout (viewed from component side) and Assembly layout

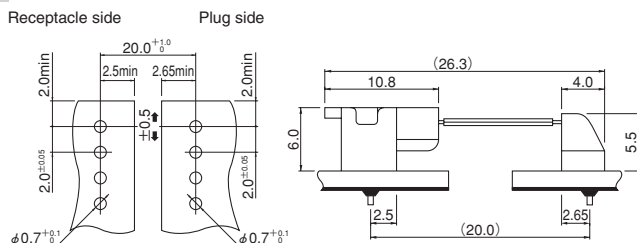
Short type



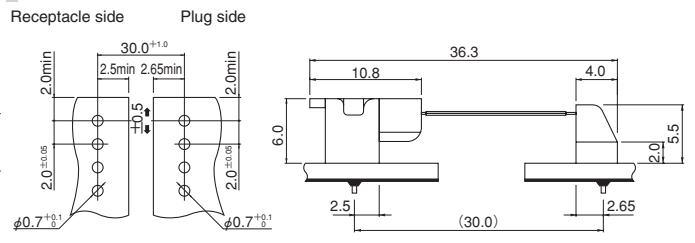
FJ-V type



FJ-L type



FJ-K type

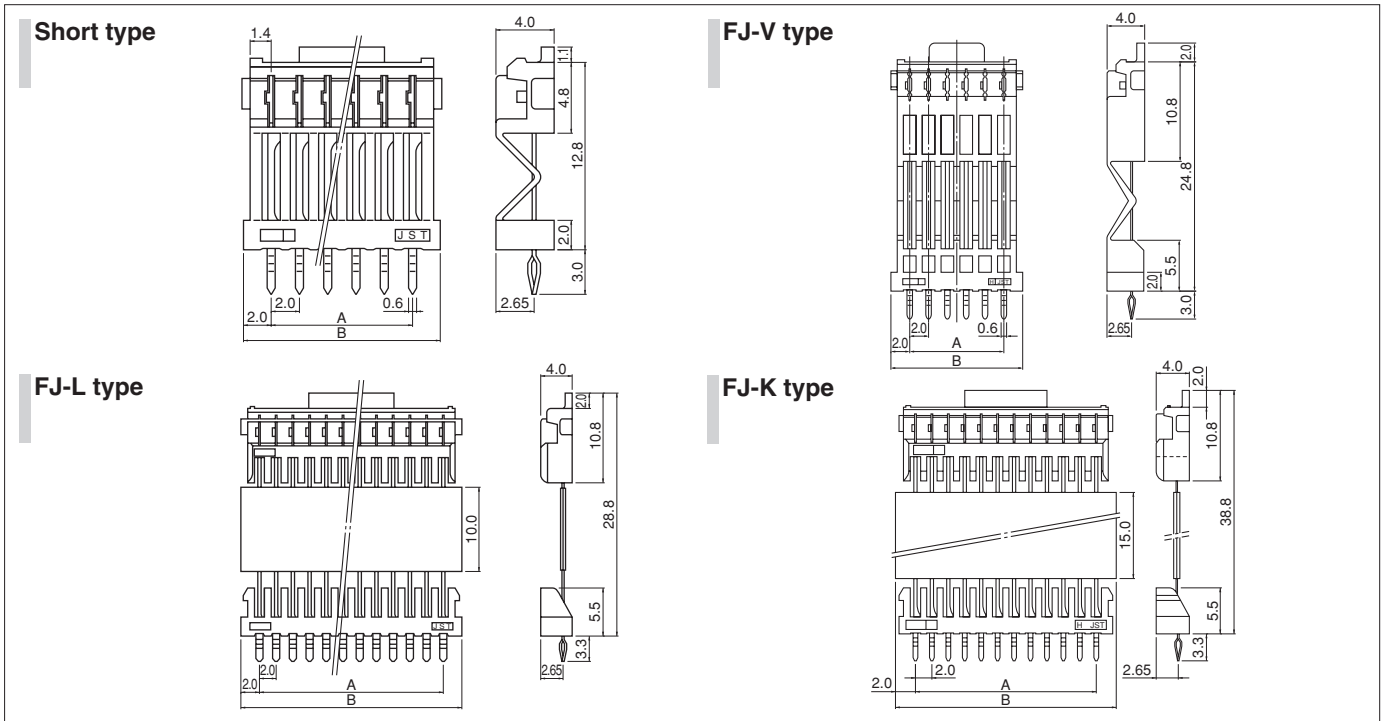


Note: 1. Tolerances are non-cumulative: ±0.05mm for all centers.

2. Hole dimensions differ according to the kind of PC board and piercing method. The dimensions above should serve as a guideline. Contact JST for details.

FJ CONNECTOR

Plug



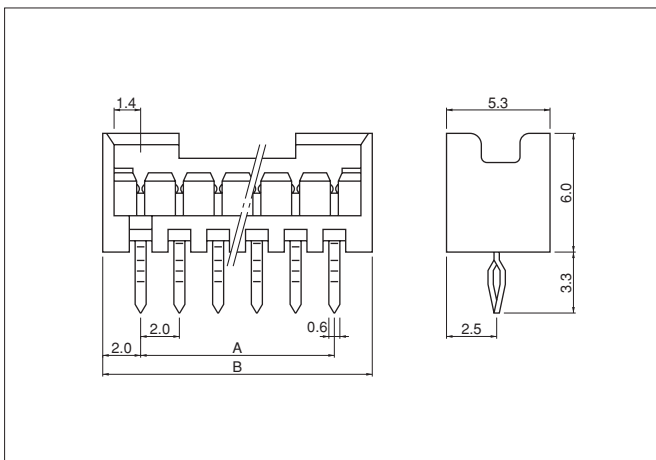
Circuits	Model No.				Dimensions (mm)		Qty / box			
	Short type	FJ-V type	FJ-L type	FJ-K type	A	B	Short type	FJ-V type	FJ-L type	FJ-K type
4	04P-FJ	—	—	—	6.0	10.0	500	—	—	—
5	—	—	05PL-FJ	05PK-FJ	8.0	12.0	—	—	250	150
6	06P-FJ	—	06PL-FJ	06PK-FJ	10.0	14.0	250	—	200	150
7	07P-FJ	—	07PL-FJ	07PK-FJ	12.0	16.0	250	—	200	100
8	08P-FJ	—	08PL-FJ	08PK-FJ	14.0	18.0	200	—	200	100
9	09P-FJ	—	—	—	16.0	20.0	200	—	—	—
10	10P-FJ	—	10PL-FJ	10PK-FJ	18.0	22.0	200	—	100	100
11	11P-FJ	11PV-FJ	—	—	20.0	24.0	200	168	—	—
12	12P-FJ	—	12PL-FJ	12PK-FJ	22.0	26.0	100	—	100	50
13	—	13PV-FJ	—	—	24.0	28.0	—	168	—	—
14	14P-FJ	—	14PL-FJ	14PK-FJ	26.0	30.0	100	—	100	50
15	—	15PV-FJ	—	—	28.0	32.0	—	168	—	—

Material and Finish

Contact: Phosphor bronze, tin-plated (reflow treatment)
Housing: PA 66, UL94V-0, white
Insulation tape: Acetate, UL510FR (FJ-L type)
Polyester, UL94V-0 (FJ-K type)

RoHS compliance

Receptacle



Circuits	Model No.	Dimensions (mm)		Qty / box
		A	B	
4	04R-FJ	6.0	10.0	500
5	05R-FJ	8.0	12.0	500
6	06R-FJ	10.0	14.0	500
7	07R-FJ	12.0	16.0	500
8	08R-FJ	14.0	18.0	250
9	09R-FJ	16.0	20.0	250
10	10R-FJ	18.0	22.0	250
11	11R-FJ	20.0	24.0	250
12	12R-FJ	22.0	26.0	200
13	13R-FJ	24.0	28.0	200
14	14R-FJ	26.0	30.0	200
15	15R-FJ	28.0	32.0	200

Material and Finish

Contact: Phosphor bronze, copper-undercoated, tin-plated (reflow treatment)
Housing: PA 66, UL94V-0, white

RoHS compliance This product displays (LF)(SN) on a label.