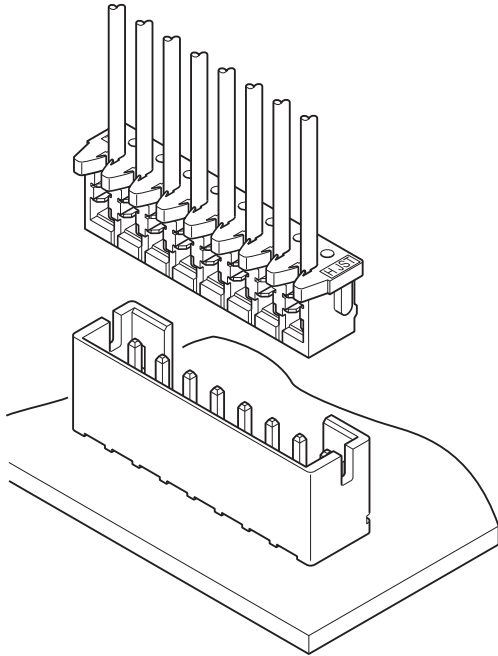


CK CONNECTOR

2.0mm pitch/Disconnectable Insulation displacement connectors



Multi-harness of CK connector (2.0mm) and CZ connector (1.5mm) combination has been realized. The in-line type IDC features low profile design with 6.9mm mounting height and 4.8mm thickness (top entry type).

- UL10272 wire is applicable
- Folded beam double-leaf contact construction
- Twin U-slot insulation displacement section
- Strain relief

Specifications

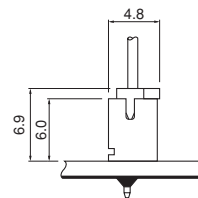
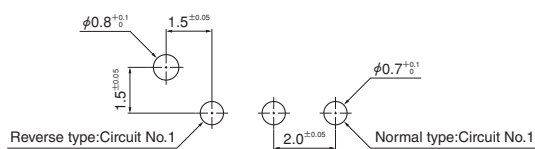
- Current rating: 2A AC, DC (AWG #26)
- Voltage rating: 100V AC, DC
- Temperature range: -25°C to +85°C
(including temperature rise in applying electrical current)
- Contact resistance: Initial value/10m Ω max.
After environmental testing/20m Ω max.
- Insulation resistance: 1,000M Ω min.
- Withstanding voltage: 800V AC/minute
- Applicable wire: UL1061, UL10272(Contact JST for details regarding other UL styles.)
AWG #28, #26
Conductor/tin-plated annealed copper strands
Insulation O.D./0.75 to 1.05mm
- Applicable PC board thickness: 0.8 to 1.6mm
- * Compliant with RoHS.
- * Refer to "General Instruction and Notice when using Terminals and Connectors" at the end of this catalog.
- * Contact JST for details.

Standards

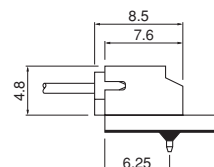
- Ⓜ Recognized E60389
- Ⓢ Certified LR20812

PC board layout (viewed from component side) and Assembly layout

Top entry type

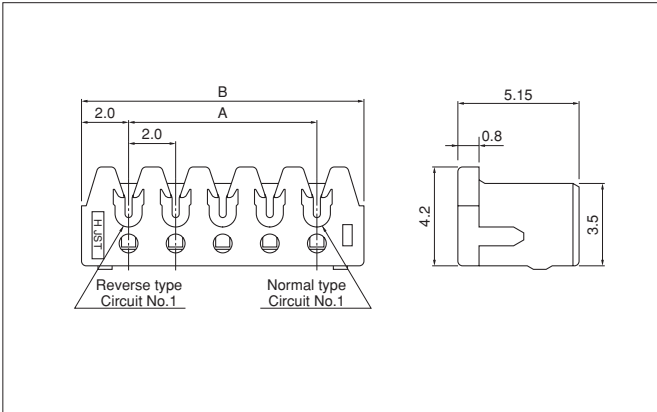


Side entry type



Note: 1. Tolerances are non-cumulative: ±0.05mm for all centers.
2. Hole dimensions differ according to the kind of PC board and piercing method. The dimensions above should serve as a guideline. Contact JST for details.

Socket



Circuits	Model No.		Dimensions (mm)		Q'ty / box
	Normal type	Reverse type	A	B	
2	02CK-6H-P	02CK-6H-PC	2.0	6.0	2,000
3	03CK-6H-P	03CK-6H-PC	4.0	8.0	2,000
4	04CK-6H-P	04CK-6H-PC	6.0	10.0	2,000
5	05CK-6H-P	05CK-6H-PC	8.0	12.0	2,000
6	06CK-6H-P	06CK-6H-PC	10.0	14.0	2,000
7	07CK-6H-P	07CK-6H-PC	12.0	16.0	1,000
8	08CK-6H-P	08CK-6H-PC	14.0	18.0	1,000
9	09CK-6H-P	09CK-6H-PC	16.0	20.0	1,000
10	10CK-6H-P	10CK-6H-PC	18.0	22.0	1,000
11	11CK-6H-P	11CK-6H-PC	20.0	24.0	1,000
12	12CK-6H-P	12CK-6H-PC	22.0	26.0	1,000
13	13CK-6H-P	13CK-6H-PC	24.0	28.0	500
14	14CK-6H-P	14CK-6H-PC	26.0	30.0	500
15	15CK-6H-P	15CK-6H-PC	28.0	32.0	500

Material and Finish

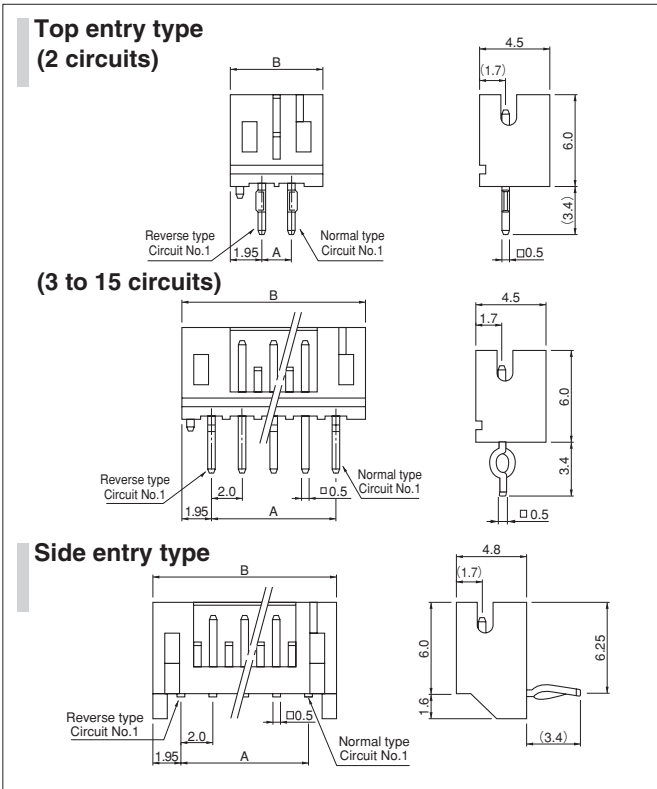
Contact: Copper alloy, tin-plated (reflow treatment)
Housing: Glass-filled PA 66

RoHS compliance

<For reference> As the color identification, the following alphabet shall be put in the underlined part. For availability, delivery and minimum order quantity, contact JST.

ex. **02CK-6H-P**
H...gray Y...yellow R...red N...brown

Single-row shrouded header (Through-hole type)



Circuits	Model No.				Dimensions (mm)		Q'ty / box	
	Normal type		Reverse type		A	B	Top entry type	Side entry type
	Top entry type (with a boss)	Side entry type	Top entry type (with a boss)	Side entry type				
2	B2B-PH-KBL-H	S2B-PH-KL	B2B-PH-KBLC-H	S2B-PH-KLC-H	2.0	5.9	1,000	1,000
3	B3B-PH-KBL-H	S3B-PH-KL	B3B-PH-KBLC-H	S3B-PH-KLC-H	4.0	7.9	1,000	1,000
4	B4B-PH-KBL-H	S4B-PH-KL	B4B-PH-KBLC-H	S4B-PH-KLC-H	6.0	9.9	1,000	500
5	B5B-PH-KBL-H	S5B-PH-KL	B5B-PH-KBLC-H	S5B-PH-KLC-H	8.0	11.9	1,000	500
6	B6B-PH-KBL-H	S6B-PH-KL	B6B-PH-KBLC-H	S6B-PH-KLC-H	10.0	13.9	1,000	500
7	B7B-PH-KBL-H	S7B-PH-KL	B7B-PH-KBLC-H	S7B-PH-KLC-H	12.0	15.9	500	500
8	B8B-PH-KBL-H	S8B-PH-KL	B8B-PH-KBLC-H	S8B-PH-KLC-H	14.0	17.9	500	250
9	B9B-PH-KBL-H	S9B-PH-KL	B9B-PH-KBLC-H	S9B-PH-KLC-H	16.0	19.9	500	250
10	B10B-PH-KBL-H	S10B-PH-KL	B10B-PH-KBLC-H	S10B-PH-KLC-H	18.0	21.9	500	250
11	B11B-PH-KBL-H	S11B-PH-KL	B11B-PH-KBLC-H	S11B-PH-KLC-H	20.0	23.9	500	250
12	B12B-PH-KBL-H	S12B-PH-KL	B12B-PH-KBLC-H	S12B-PH-KLC-H	22.0	25.9	500	250
13	B13B-PH-KBL-H	S13B-PH-KL	B13B-PH-KBLC-H	S13B-PH-KLC-H	24.0	27.9	250	250
14	B14B-PH-KBL-H	S14B-PH-KL	B14B-PH-KBLC-H	S14B-PH-KLC-H	26.0	29.9	250	200
15	B15B-PH-KBL-H	S15B-PH-KL	B15B-PH-KBLC-H	S15B-PH-KLC-H	28.0	31.9	250	200

Material and Finish

Post: Copper alloy, copper-undercoated, tin-plated (reflow treatment)
Housing: PA 66, UL94V-0, gray

RoHS compliance This product displays (LF)(SN) on a label. Note: Top entry type headers without bosses are also available.

<For reference> As the color identification, the following alphabet shall be put in the underlined part. For availability, delivery and minimum order quantity, contact JST.

ex. **B2B-PH-KBLC-H**
H...gray Y...yellow R...red N...brown
(blank)...gray (normal side entry type only)