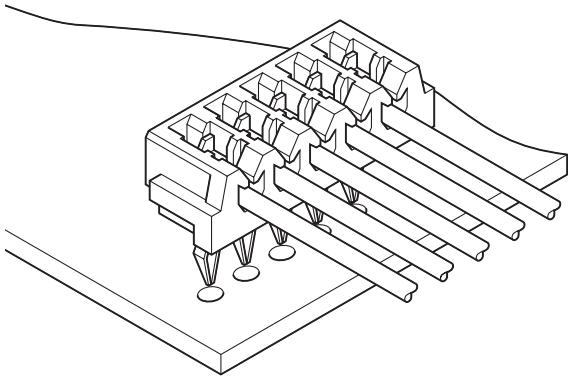


DD/DS CONNECTOR

2.0mm pitch/Board-in Insulation displacement connectors



The DD and DS right angle board-in insulation displacement connectors measure just 3.5mm in mounting height and 4.3mm in width.

Since these right angle connectors are connected to wires running parallel to the printed circuit board, electronic equipment can have a lower profile. These connectors are suited for the high density wiring of electronic products.

- Compact and low profile
- Twin U-slot insulation displacement section
- Compliant locking solder tails
- Strain relief

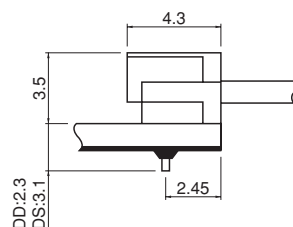
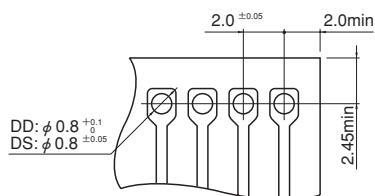
Specifications

- Current rating: 0.7A AC, DC
 - Voltage rating: 100V AC, DC
 - Temperature range: -25°C to +85°C
(including temperature rise in applying electrical current)
 - Insulation resistance: 1,000M Ω min.
 - Withstanding voltage: 800V AC/minute
 - Applicable wire: UL1571, 1061 (Contact JST for diameters regarding other UL styles.)
AWG #28
Conductor/7 strands, tin-coated
Insulation O.D./0.9mm
 - Applicable PC board thickness:
DD connector: 0.8, 1.0mm
DS connector: 1.2, 1.6mm
- * Compliant with RoHS.
* Refer to "General Instruction and Notice when using Terminals and Connectors" at the end of this catalog.
* Contact JST for details.

Standards

- Recognized E60389
- Ⓢ Certified LR20812

PC board layout (viewed from soldering side) and Assembly layout

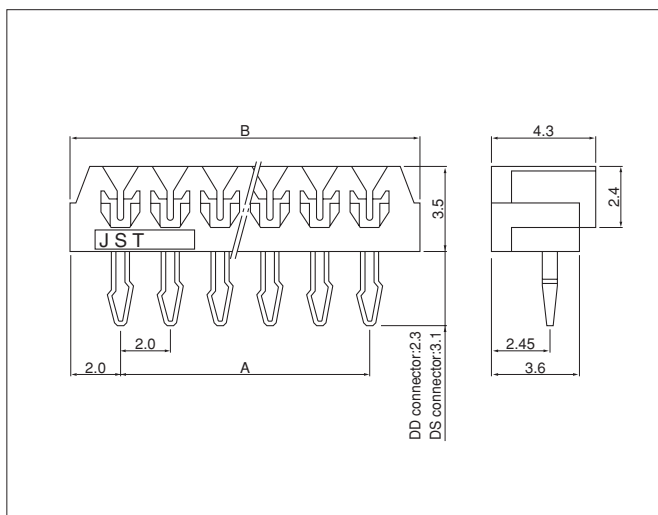


Note: 1. Tolerances are non-cumulative: ± 0.05 mm for all centers.
2. Hole dimensions differ according to the kind of PC board and piercing method. The dimensions above should serve as a guideline. Contact JST for details.

3. Pulling or otherwise putting a strain on the harness attached to the connector before the solder has completely cooled can dislodge the connector or cause its misalignment.
4. Do not reuse any connectors that were previously soldered to and then removed from a PC board.

DD/DS CONNECTOR

Connector



Circuits	Model No.		Dimensions (mm)		Q'ty / box
	DD connector AWG #28(green)	DS connector AWG #28(blue)	A	B	
2	02DD-8M	02DS-8E	2.0	6.0	2,000
3	03DD-8M	03DS-8E	4.0	8.0	2,000
4	04DD-8M	04DS-8E	6.0	10.0	1,000
5	05DD-8M	05DS-8E	8.0	12.0	1,000
6	06DD-8M	06DS-8E	10.0	14.0	1,000
7	07DD-8M	07DS-8E	12.0	16.0	1,000
8	08DD-8M	08DS-8E	14.0	18.0	500
9	09DD-8M	09DS-8E	16.0	20.0	500
10	10DD-8M	10DS-8E	18.0	22.0	500
11	11DD-8M	11DS-8E	20.0	24.0	500
12	12DD-8M	12DS-8E	22.0	26.0	500
13	13DD-8M	13DS-8E	24.0	28.0	500
14	14DD-8M	14DS-8E	26.0	30.0	500
15	15DD-8M	15DS-8E	28.0	32.0	500

Material and Finish

Contact: Phosphor bronze, copper-undercoated, tin-plated (reflow treatment)

Housing: 2 to 11 circuits/PA 66, UL94V-0

12 to 15 circuits/Glass-filled PA 66, UL94V-0

RoHS compliance This product displays (LF)(SN) on a label.

<For reference> As the color identification, the following alphabet shall be put in the underlined part.

For availability, delivery and minimum order quantity, contact JST.

ex. **02DD-8M**

M...(DD connector) green

E...(DS connector) blue