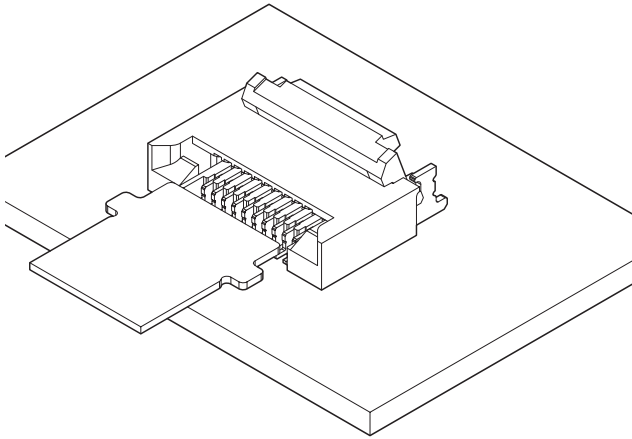


FHH CONNECTOR



0.5mm pitch/Connectors for FPC

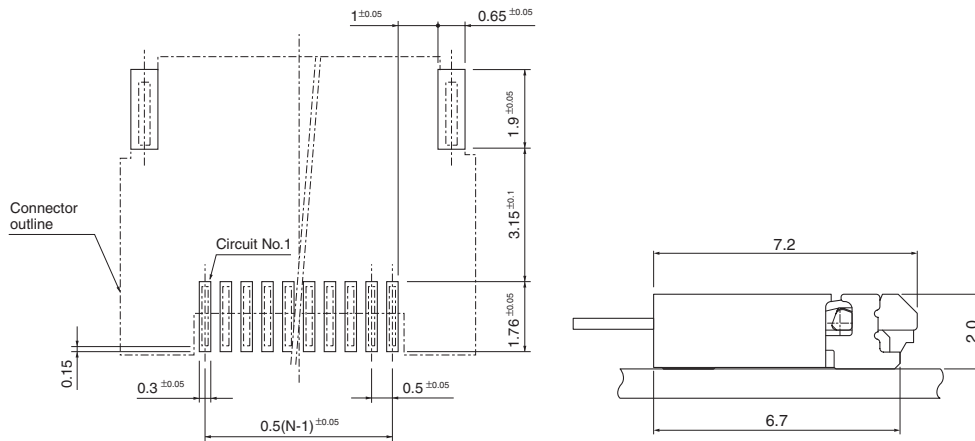


This is 2.0mm height connector with the double-sided contact for FPC. As FPC with protrusions is used for this FHH connector, prevention of incomplete insertion and mis-insertion are realized and connection reliability is improved.

Specifications

- Current rating: 0.5A AC, DC
- Voltage rating: 50V AC, DC
- Temperature range: -25°C to +85°C
(including temperature rise in applying electrical current)
- Contact resistance: Initial value/70mΩ max.
After environmental testing/60mΩ max.
(variation from initial value)
- Insulation resistance: 500MΩ min.
- Withstanding voltage: 200V AC/minute
- Applicable FPC: Conductor pitch/0.5mm
Conductor width/0.35mm
Mating part thickness/0.3±0.03mm
- * Compliant with RoHS.
- * Refer to "General Instruction and Notice when using Terminals and Connectors" at the end of this catalog.
- * Contact JST for details.

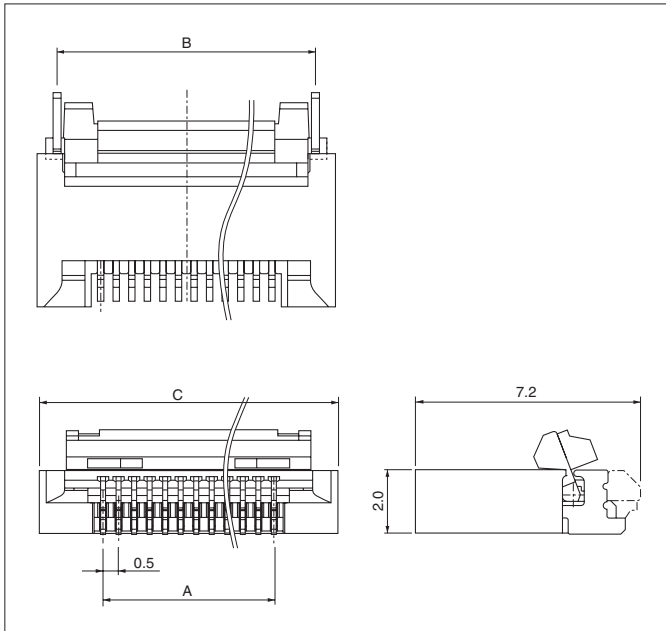
PC board layout and Assembly layout



Note: N --- Number of circuits

FHH CONNECTOR

Connector



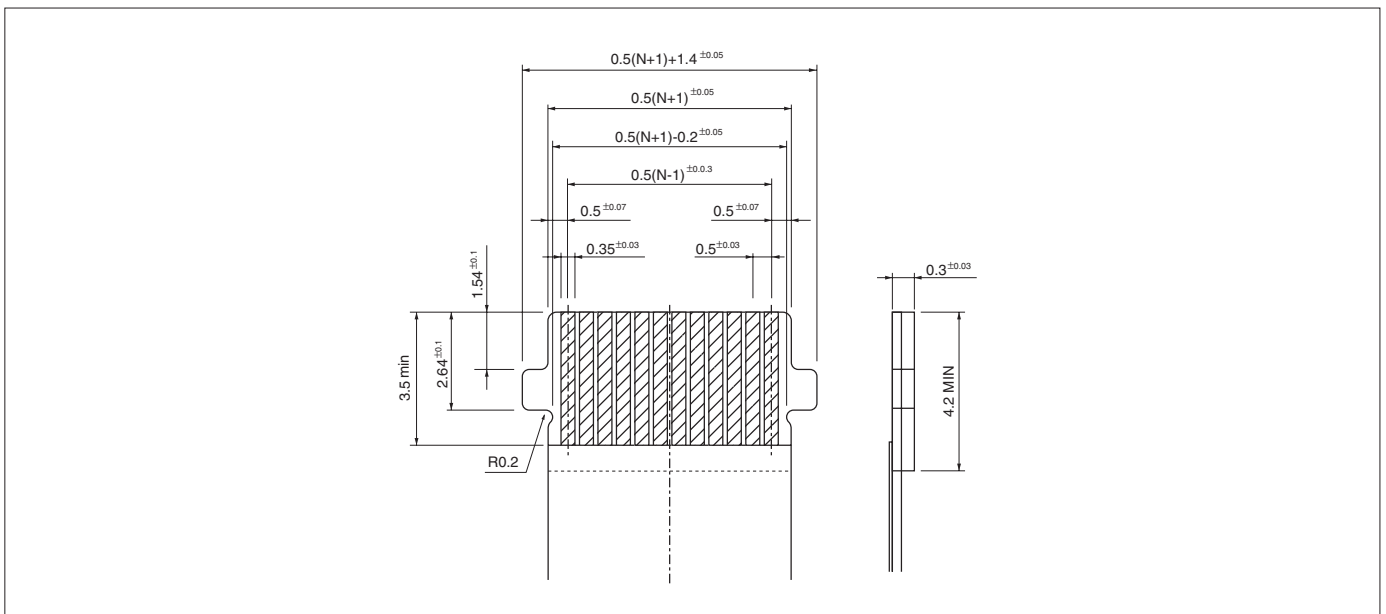
Circuits	Model No.	Dimensions (mm)			Q'ty / reel
		A	B	C	
10	10FHH-SM1-GAN-TF	4.5	7.4	8.6	2,000
30	30FHH-SM1-GAN-TF	14.5	17.4	18.6	2,000
40	40FHH-SM1-GAN-TF	19.5	22.4	23.6	2,000
50	50FHH-SM1-GAN-TF	24.5	27.4	28.6	2,000
60	60FHH-SM1-GAN-TF	29.5	32.4	33.6	2,000

Material and Finish

Contact: Copper alloy, nickel-undercoated, gold-plated (nickel-stripe)
 Solder tab: Copper alloy, copper-undercoated, tin-plated (reflow treatment)
 Housing: Heat resisting resin, UL94V-0, natural
 Cover: Heat resisting resin, UL94V-0, black

RoHS compliance This product displays (LF)(SN) on a label.
 Note: This products listed above are supplied on embossed-tape.

Lead section dimensions of FPC



Note: N --- Number of circuits