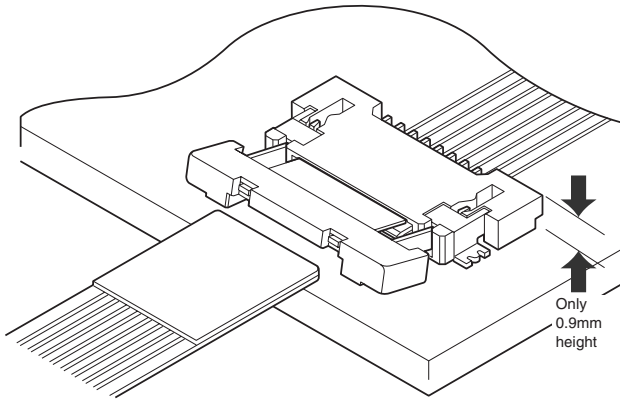


FHZ CONNECTOR

0.5mm pitch/Connectors for FPC



Suitable for thin FPCs of 0.1mm, 0.12mm or 0.2mm thick.

- Low-profile
- Circuit pattern can be designed under the connector

Specifications

- Current rating: 0.5A AC, DC
- Voltage rating: 50V AC, DC
- Temperature range: -25°C to +85°C
(including temperature rise in applying electrical current)
- Contact resistance: Initial value/40m Ω max.
After environmental testing/20m Ω max.
(variation from initial value)
- Insulation resistance: 800M Ω min.
- Withstanding voltage: 200V AC/minute
- Applicable FPC: Conductor pitch/0.5mm
Conductor width/0.35mm
Mating part thickness/0.10±0.01mm
0.12±0.03mm
0.20±0.03mm

Note: FPC to be actually used should be checked for applicability.

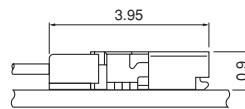
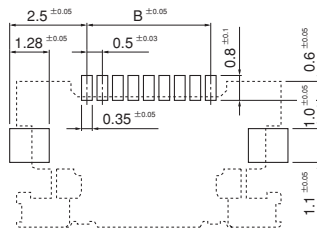
- * Compliant with RoHS.
- * Refer to "General Instruction and Notice when using Terminals and Connectors" at the end of this catalog.
- * Contact JST for details.

Standards

Recognized E60389

Certified LR20812

PC board layout (viewed from component side) and Assembly layout

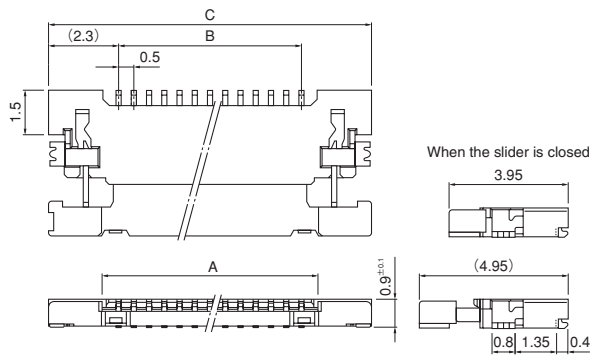


- Note: 1. Tolerances are non-cumulative: ±0.05mm for all centers.
2. The dimensions above should serve as a guide line. Contact JST for details.*

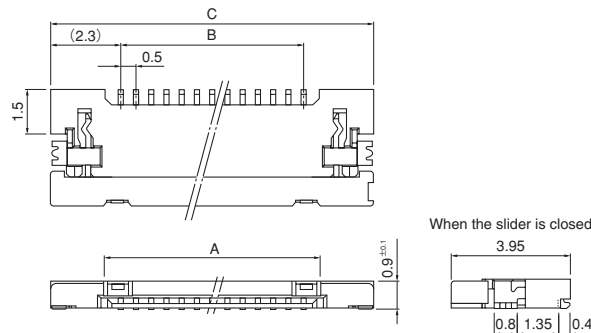
FHZ CONNECTOR

Connector

Normal type



Reverse type



Normal type

Slider	Circuits	Model No.	Dimensions (mm)			Applicable FPC thickness (mm)	Qty / reel
			A	B	C		
Opened	15	15FHZ-SM1-S-TB (F)	8.05	7.0	11.6	0.1	4,000
	24	24FHZ-SM1-S-TB (F)	12.55	11.5	16.1	0.1	4,000
	26	26FHZ-SM1-S-TB (F)	13.55	12.5	17.1	0.1	4,000
	29	29FHZ-SM1-S-TB (F)	15.05	14.0	18.6	0.1	4,000
Closed	24	24FHZ-SM1-S-TB	12.55	11.5	16.1	0.1	4,000
	4	04FHZ-SM1-TB (F)	2.55	1.5	6.1	0.2	4,000
	15	15FHZ-SM1-TB (F)	8.05	7.0	11.6	0.2	4,000
	18	18FHZ-SM1-TB (F)	9.55	8.5	13.1	0.2	4,000
	29	29FHZ-SM1-T-G-TB (F)	15.05	14.0	18.6	0.12	4,000
Closed	33	33FHZ-SM1-T-TB (F)	17.05	16.0	20.6	0.12	4,000
	4	04FHZ-SM1-TB	2.55	1.5	6.1	0.2	4,000
	18	18FHZ-SM1-TB	9.55	8.5	13.1	0.2	4,000
	20	20FHZ-SM1-TB	10.55	9.5	14.1	0.2	4,000
	22	22FHZ-SM1-TB	11.55	10.5	15.1	0.2	4,000

Reverse type

Slider	Circuits	Model No.	Dimensions (mm)			Applicable FPC thickness (mm)	Qty / reel
			A	B	C		
Closed	6	06FHZ-RSM1-TB	3.55	2.5	7.1	0.2	4,000
	8	08FHZ-RSM1-TB	4.55	3.5	8.1	0.2	4,000
	10	10FHZ-RSM1-G-TB	5.55	4.5	9.1	0.2	4,000
	18	18FHZ-RSM1-TB	9.55	8.5	13.1	0.2	4,000
	20	20FHZ-RSM1-TB	10.55	9.5	14.1	0.2	4,000
	22	22FHZ-RSM1-TB	11.55	10.5	15.1	0.2	4,000

Material and Finish

Contact: Copper alloy, copper-undercoated, tin-plated (reflow treatment)
29FHZ-SM1-T-G-TB (F) and 10FHZ-RSM1-G-TB ... nickel-undercoated, gold-plated (flash)

Housing: LCP, UL94V-0, Normal type...yellow
Reverse type...natural

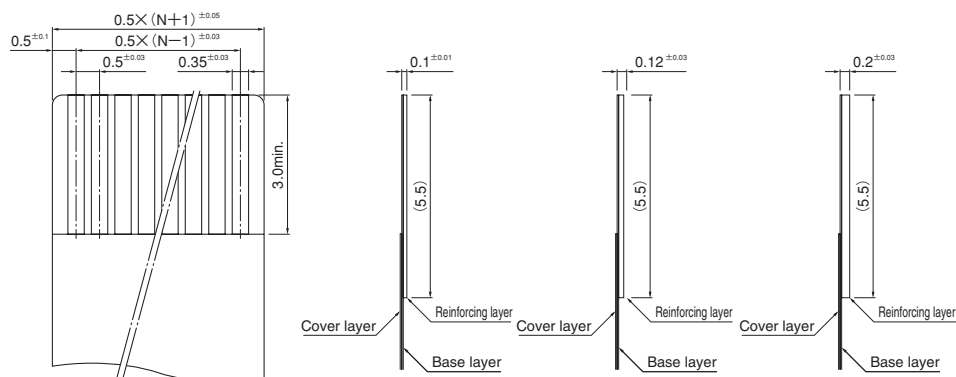
Solder tab: Copper alloy, copper-undercoated, tin-plated (reflow treatment)

Slider: PA 9T, UL94V-0, Applicable FPC thickness 0.1 gray
Applicable FPC thickness 0.12 blue
Applicable FPC thickness 0.2 black

Slider arm: Stainless

RoHS compliance This product displays (LF)(SN) on a label.

Lead section dimensions of FPC



Note: N --- Number of circuits