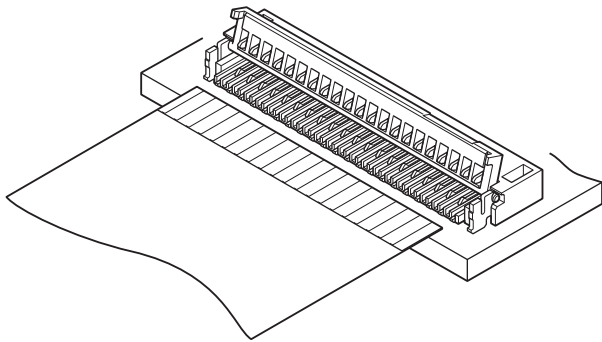


FXZ CONNECTOR

0.3mm pitch/Connectors for FPC



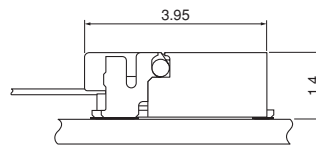
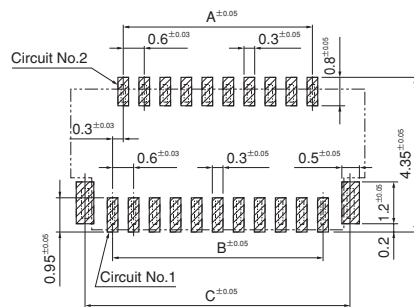
This connector realizes space saving and low profile features demanded by the market, and it provides excellent operability. Various number of circuits can be available.

- Double ZIF design for easy insertion operation of FPC
- Self-lock mechanism enables the cover to close by 'one-touch' operation
- Versatile number of circuit

Specifications

- Current rating: 0.2A AC, DC
- Voltage rating: 50V AC, DC
- Temperature range: -25°C to +85°C
(including temperature rise in applying electrical current)
- Contact resistance: Initial value/60m Ω max.
After environmental testing/60m Ω max.
(variation from initial value)
- Insulation resistance: 50M Ω min.
- Withstanding voltage: 200V AC/minute
- Applicable FPC: Conductor pitch/0.3mm
Conductor width/0.3mm
Mating part thickness/0.2±0.03mm
- * Compliant with RoHS.
- * Refer to "General Instruction and Notice when using Terminals and Connectors" at the end of this catalog.
- * Contact JST for details.

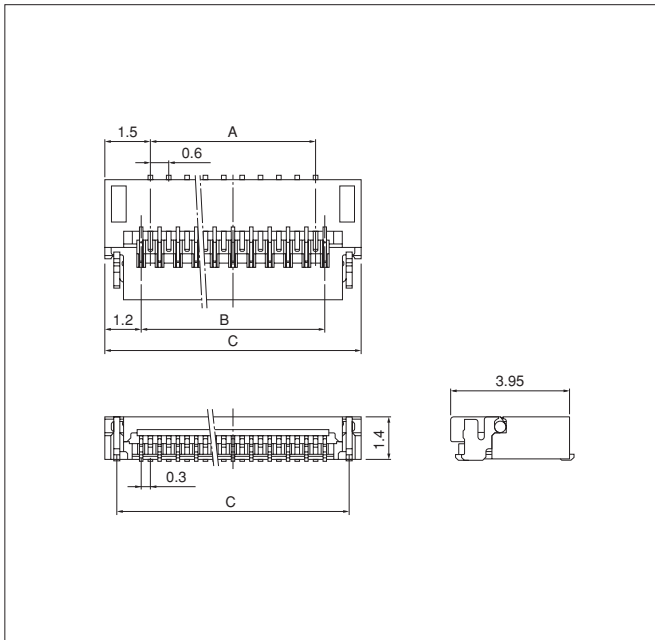
PC board layout (viewed from component side) and Assembly layout



Note: 1. Tolerances are non-cumulative: ±0.05mm for all centers.
2. The dimensions above should serve as a guideline. Contact JST for details.

FXZ CONNECTOR

Connector



Circuits	Model No.	Dimensions (mm)				Q'ty / reel
		A	B	C	D	
15	15FXZ-RSM1-GAN-ETF	3.6	4.2	5.8	6.6	2,500
17	17FXZ-RSM1-GAN-ETF	4.2	4.8	6.4	7.2	2,500
23	23FXZ-RSM1-GAN-ETF	6.0	6.6	8.2	9.0	2,500
25	25FXZ-RSM1-GAN-ETF	6.6	7.2	8.8	9.6	2,500
29	29FXZ-RSM1-GAN-ETF	7.8	8.4	10.0	10.8	2,500
31	31FXZ-RSM1-GAN-ETF	8.4	9.0	10.6	11.4	2,500
35	35FXZ-RSM1-GAN-ETF	9.6	10.2	11.8	12.6	2,500
39	39FXZ-RSM1-GAN-ETF	10.8	11.4	13.0	13.8	2,500
51	51FXZ-RSM1-GAN-ETF	14.4	15.0	16.6	17.4	2,500
53	53FXZ-RSM1-GAN-ETF	15.0	15.6	17.2	18.0	2,500
61	61FXZ-RSM1-GAN-ETF	17.4	18.0	19.6	20.4	2,500
73	73FXZ-RSM1-GAN-ETF	21.0	21.6	23.2	24.0	2,500

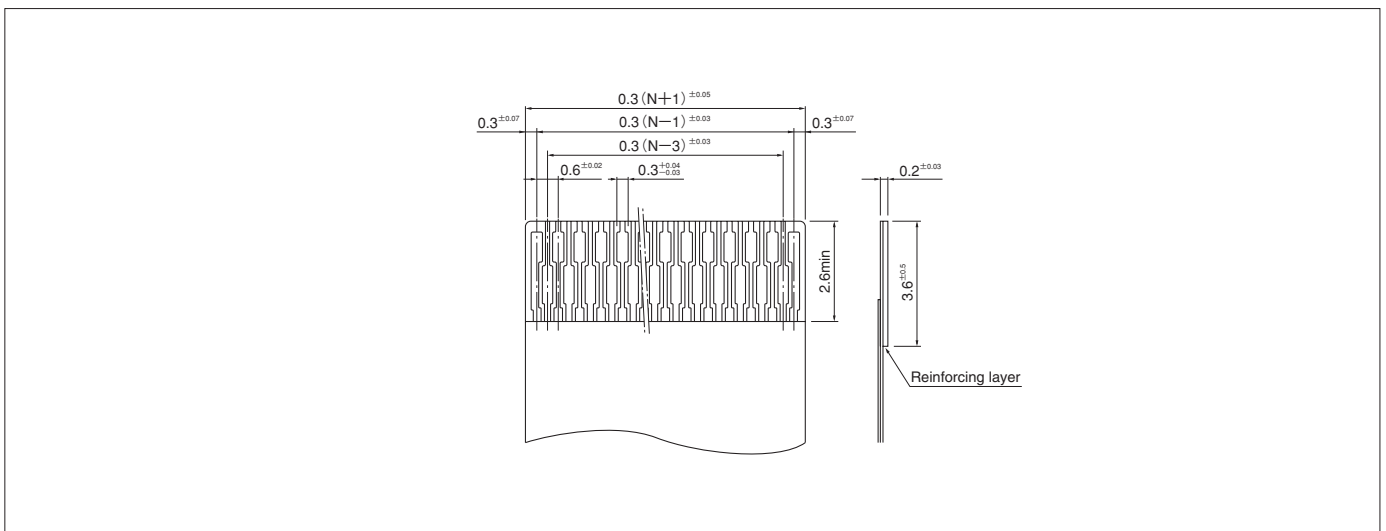
Material and Finish

Contact: Copper alloy, nickel-undercoated, gold-plated (nickel-stripe)
Housing: Heat resisting resin, UL94V-0
Solder tab: Copper alloy, copper-undercoated, tin-plated (reflow treatment)
Cover: Heat resisting resin, UL94V-0

RoHS compliance This product displays (LF)(SN) on a label.

Note: 1. This products listed above are supplied on embossed-tape.
2. Contact JST for tin-plated products.

Lead section dimensions of FPC



Note: N --- Number of circuits