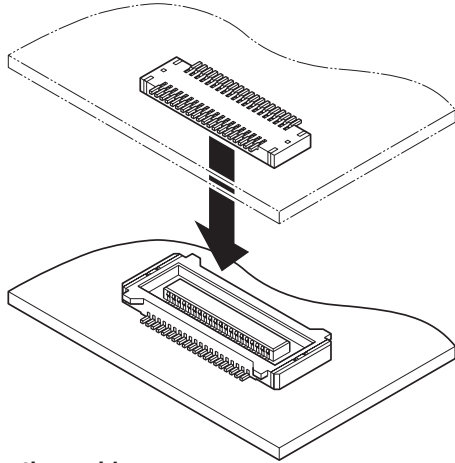
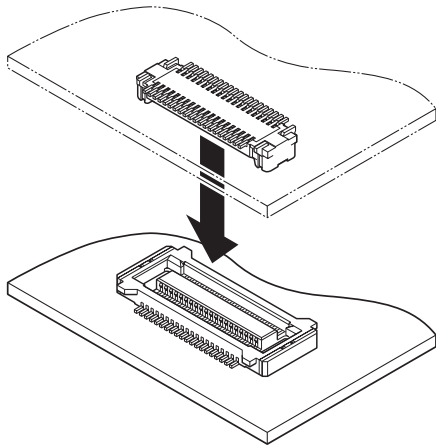


JAV CONNECTOR

0.4mm pitch/Board-to-board connectors



With mating guide



- Fine pitch and extremely low profile
- Contact lock construction
- Flat surface
- Concentration contact structure with wiping action
- Mating connector inside box shaped plug and receptacle
- Solder going-up prevention

JAV connector with mating guide

- Mating guide structure

Specifications

- Current rating: 0.3A AC, DC
- Voltage rating: 30V AC, DC
- Temperature range: -25°C to +85°C
(including temperature rise in applying electrical current)
- Contact resistance: Initial value/70m Ω max.
After environmental testing/140m Ω max.
- Insulation resistance: 50M Ω min.
- Withstanding voltage: 100V AC/minute
- * Compliant with RoHS.
- * Refer to "General Instruction and Notice when using Terminals and Connectors" at the end of this catalog.
- * Contact JST for details.

Standards

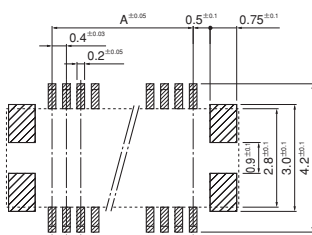
Recognized E60389

Certified LR20812

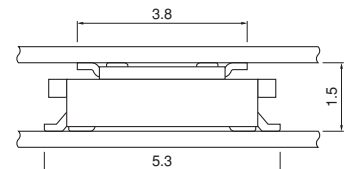
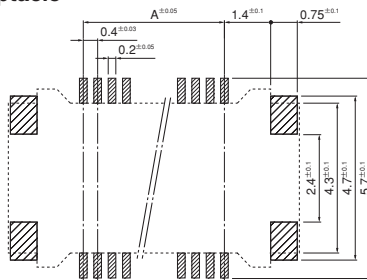
0.4mm pitch, SMT, low profile connector with parallel connection.

PC board layout (viewed from component side) and Assembly layout

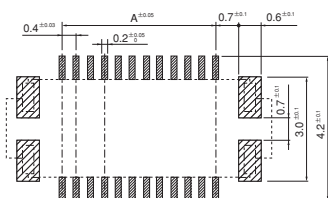
Plug



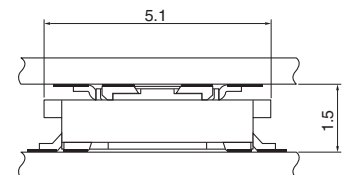
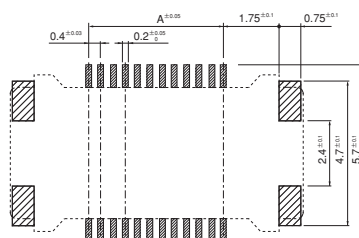
Receptacle



Plug/with mating guide



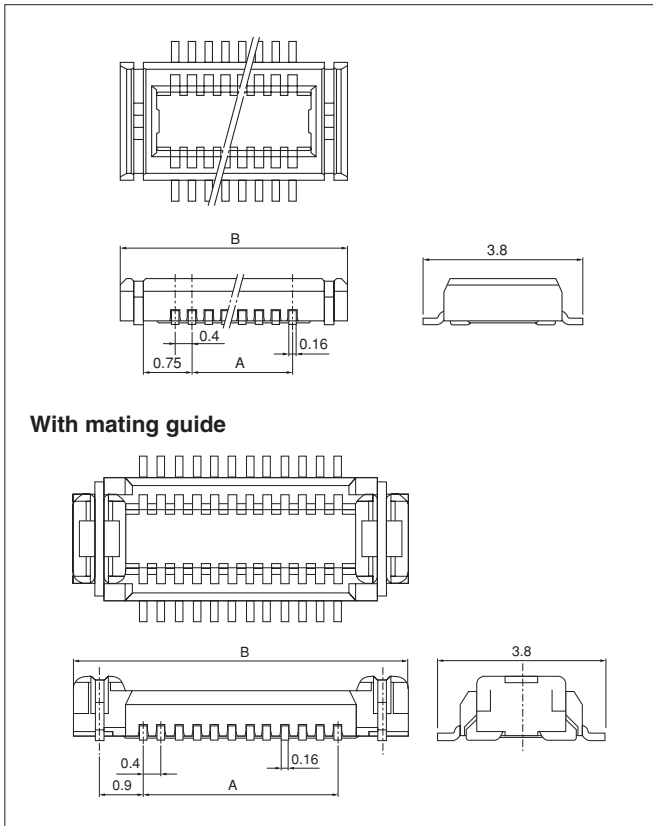
Receptacle/with mating guide



Note: 1. Tolerances are non-cumulative: ±0.03mm for all centers.
2. The dimensions above should serve as a guideline. Contact JST for details.

JAV CONNECTOR

Plug



Circuits	Model No.	Dimensions (mm)		Q'ty / reel
		A	B	
*20	20PA-JAVK-GSAN-TF	3.6	6.2	3,500
22	22PA-JAVK-GSAN-TF	4.0	6.6	3,500
26	26PA-JAVK-GSAN-TF	4.8	7.4	3,500
30	30PA-JAVK-GSAN-TF	5.6	8.2	3,500
40	40PA-JAVK-GSAN-TF	7.6	10.2	3,500
*70	70PA-JAVK-GSAN-TF	13.6	16.2	3,500

Material and Finish

Contact: Phosphor bronze, nickel-undercoated, gold-plated (nickel-stripe)
Housing: LCP, UL94V-0
Solder tab: Brass, copper-undercoated, tin-plated (reflow treatment)

RoHS compliance This product displays (LF)(SN) on a label.

Note: 1. The products listed above are supplied on embossed-tape.

2. *Marked products are not CSA approved.

With mating guide

Circuits	Model No.	Dimensions (mm)		Q'ty / reel
		A	B	
24	24PA-JAVK-GSAN-1-TF	4.4	7.6	3,000

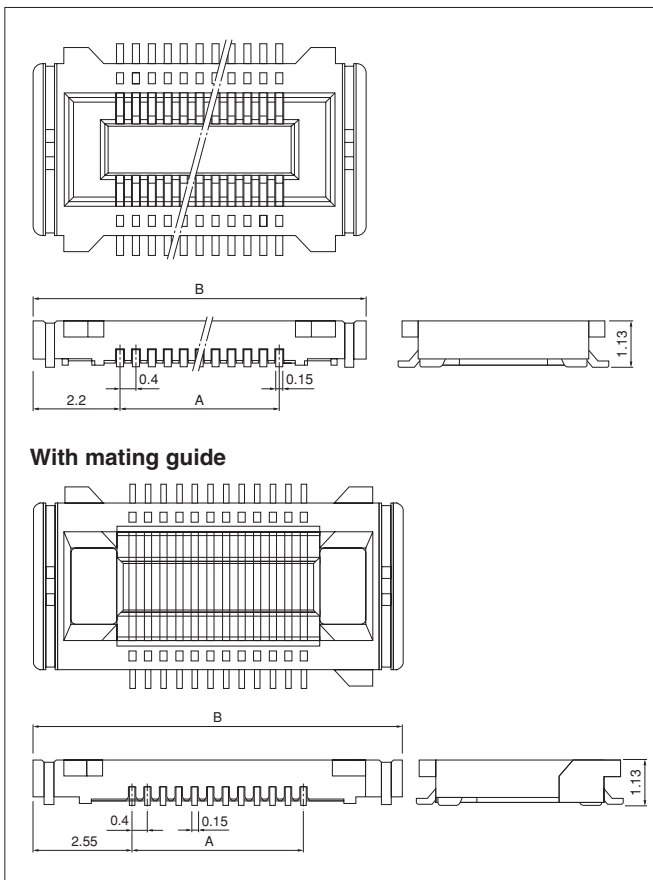
Material and Finish

Contact: Phosphor bronze, nickel-undercoated, gold-plated (nickel-stripe)
Housing: LCP, UL94V-0
Solder tab: Brass, copper-undercoated, tin-plated (reflow treatment)

RoHS compliance This product displays (LF)(SN) on a label.

Note: The product listed above is supplied on embossed-tape.

Receptacle



Circuits	Model No.	Dimensions (mm)		Q'ty / reel
		A	B	
*20	20R-JAVK-GSAN-TF	3.6	8.0	3,500
22	22R-JAVK-GSAN-TF	4.0	8.4	3,500
26	26R-JAVK-GSAN-TF	4.8	9.2	3,500
30	30R-JAVK-GSAN-TF	5.6	10.0	3,500
40	40R-JAVK-GSAN-TF	7.6	12.0	3,500
*70	70R-JAVK-GSAN-TF	13.6	18.0	3,500

Material and Finish

Contact: Phosphor bronze, nickel-undercoated, gold-plated (nickel-stripe)
Housing: LCP, UL94V-0
Solder tab: Brass, copper-undercoated, tin-plated (reflow treatment)

RoHS compliance This product displays (LF)(SN) on a label.

Note: 1. The products listed above are supplied on embossed-tape.

2. *Marked products are not CSA approved.

With mating guide

Circuits	Model No.	Dimensions (mm)		Q'ty / reel
		A	B	
24	24R-JAVK-GSAN-1-TF	4.4	9.5	3,500

Material and Finish

Contact: Phosphor bronze, nickel-undercoated, gold-plated (nickel-stripe)
Housing: LCP, UL94V-0
Solder tab: Brass, copper-undercoated, tin-plated (reflow treatment)

RoHS compliance This product displays (LF)(SN) on a label.

Note: The product listed above is supplied on embossed-tape.