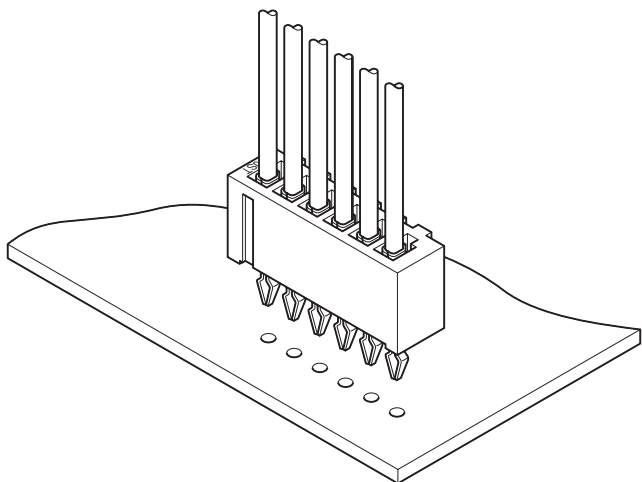


SCN CONNECTOR

2.5mm pitch/Board-in Crimp style connectors



This 2.5mm pitch multi-circuit board-in connector meets the needs for high-density mounting on printed circuit boards efficiently and economically. The connector can be used for VCRs, car stereo systems, audio products, and many other consumer-oriented electronic products.

- Housing lances
- Secure mounting on printed circuit boards
- Two types of contacts

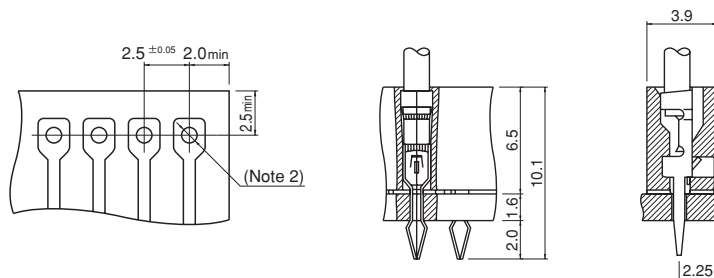
Specifications

- Current rating: 3A AC, DC (AWG #22)
- Voltage rating: 250V AC, DC
- Temperature range: -25°C to +85°C
(including temperature rise in applying electrical current)
- Insulation resistance: 1,000M Ω min.
- Withstanding voltage: 800V AC/minute
- Applicable wire: AWG #28 to #22
- Applicable PC board thickness: 1.2mm, 1.6mm
- * Compliant with RoHS.
- * Refer to "General Instruction and Notice when using Terminals and Connectors" at the end of this catalog.
- * Contact JST for details.

Standards

- Ⓜ Recognized E60389
- Ⓢ Certified LR20812

PC board layout (viewed from soldering side) and Assembly layout



Note: 1. Applicable PC board thickness: Type A 1.6mm
Type B 1.6mm and 1.2mm.

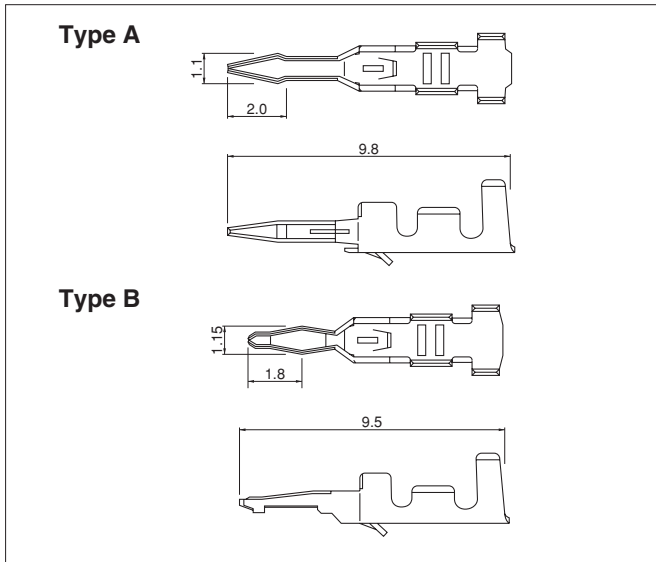
2. Tolerances are non-cumulative: ± 0.05 mm
Type A: 1.0 ± 0.05 mm dia.
Type B: 2 to 6 circuits/1.0 ± 0.05 mm dia.

7 circuits and more/Hole dimensions differ from the above values. Contact JST for details.

3. Hole dimensions differ according to the kind of PC board and piercing method. The dimensions above should serve as a guideline. Contact JST for details.

SCN CONNECTOR

Contact



Model No.	Type	Applicable wire		Insulation O.D. (mm)	Material	Q'ty / reel
		mm ²	AWG #			
SCN-001T-P1.0	A	0.08~0.33	28~22	0.9~1.7	Phosphor bronze	11,000
SCN-001T-1.0K	B				Brass	

Finish

Tin-plated (reflow treatment)

RoHS compliance

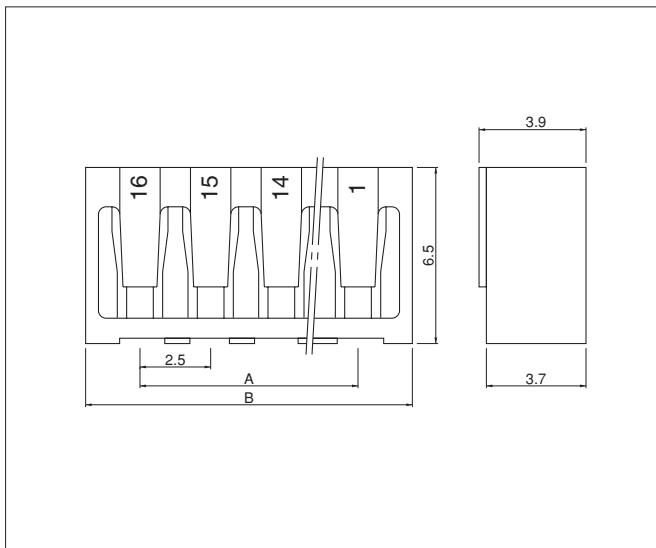
Note: 1. Contact JST if you require shielded wires, thin wires or other special wires.

2. Contact JST for brass products.

Contact	Crimping machine	Applicator		
		Crimp applicator	Dies	Crimp applicator with dies
SCN-001T-P1.0	AP-K2N	MKS-LS · MKS-L	MK/SCN-001-10	APLMK SCN001-10
SCN-001T-1.0K		*MKS-SC	SC/SCN-001-10	APLSC SCN001-10

Note: *Strip-crimp applicator

Housing



Circuits	Model No.	Dimensions (mm)		Q'ty/bag
		A	B	
2	2P-SCN	2.5	6.5	1,000
3	3P-SCN	5.0	9.0	1,000
4	4P-SCN	7.5	11.5	1,000
5	5P-SCN	10.0	14.0	1,000
6	6P-SCN	12.5	16.5	1,000
7	7P-SCN	15.0	19.0	1,000
8	8P-SCN	17.5	21.5	1,000
9	9P-SCN	20.0	24.0	1,000
10	10P-SCN	22.5	26.5	1,000
11	11P-SCN	25.0	29.0	1,000
12	12P-SCN	27.5	31.5	1,000
13	13P-SCN	30.0	34.0	1,000
14	14P-SCN	32.5	36.5	1,000
15	15P-SCN	35.0	39.0	1,000
16	16P-SCN	37.5	41.5	1,000

Material

PA 66, UL94V-0, ivory

RoHS compliance

<For reference> As the color identification, the following alphabet shall be put in the underlined part. For availability, delivery and minimum order quantity, contact JST.

ex. 2P-SCN-oo
 (blank)...ivory
 K...black R...red Y...yellow