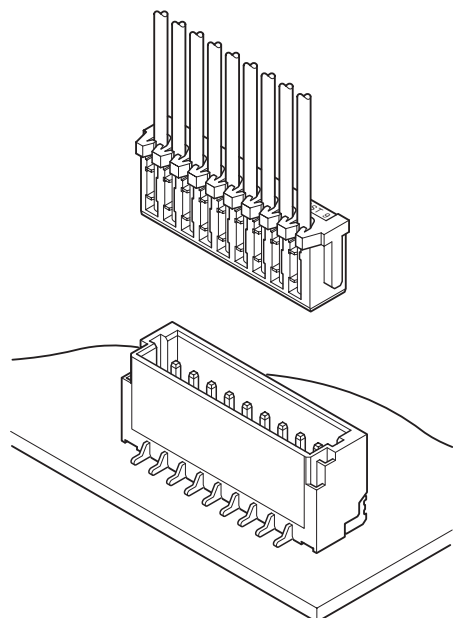


SR/SZ CONNECTOR

1.0mm pitch/Disconnectable Insulation displacement connectors



- Compact insulation displacement connector
- Header designed for vacuum pick and place robotics
- Twin U-slot insulation displacement section
- 3-point grip construction
- Through-hole type (SZ)

Specifications

- Current rating: 0.7A DC
 - Voltage rating: 50V DC
 - Temperature range: -25°C to +85°C
(including temperature rise in applying electrical current)
 - Contact resistance: Initial value/20m Ω max.
After environmental testing/40m Ω max.
 - Insulation resistance: 100M Ω min.
 - Withstanding voltage: 500V AC/minute
 - Applicable wire: Conductor size/AWG #30
Conductor/7 strands,
tin-coated annealed copper
Insulation O.D./0.54 to 0.58mm
- * Compliant with RoHS.
* Refer to "General Instruction and Notice when using Terminals and Connectors" at the end of this catalog.
* Contact JST for details.

Standards

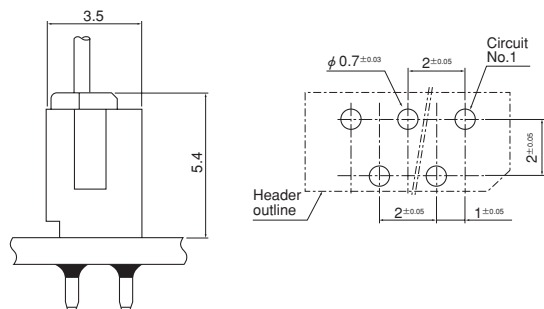
Recognized E60389

Certified LR20812

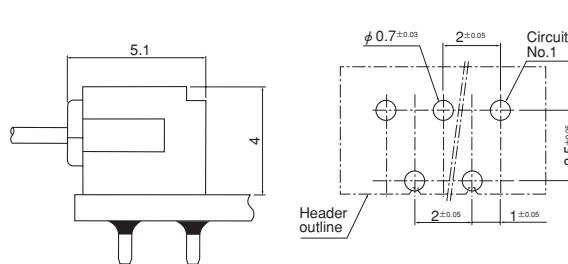
PC board layout (viewed from component side) and Assembly layout

<Through-hole type>

Top entry type

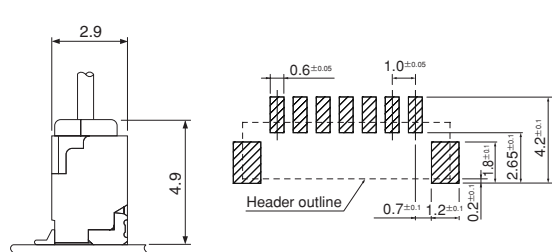


Side entry type

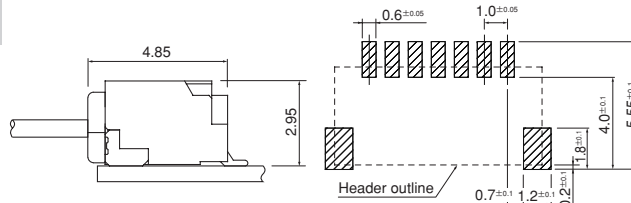


<SMT type>

Top entry type



Side entry type



Note: 1. Tolerances are non-cumulative: ±0.05mm for all centers.

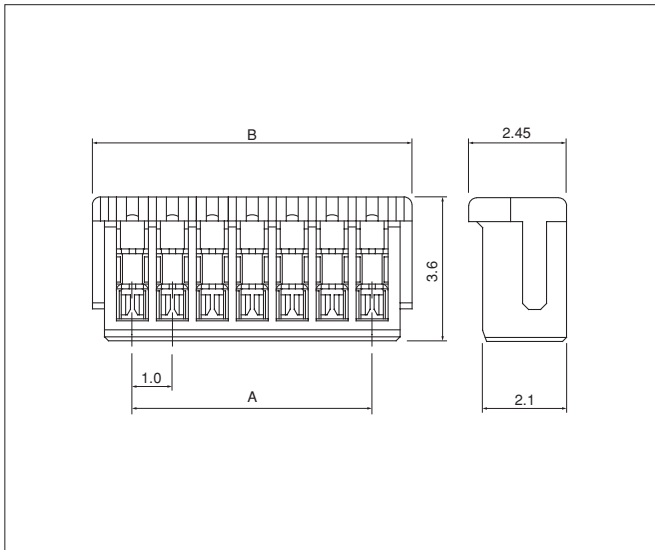
2. Dimensions above should serve as a guideline. Contact JST for details.

3. Hole dimensions differ according to the kind of PC board and piercing method.

4. If using double-sided through-hole PC board, it is necessary to confirm the resistance to the soldering heat on the PC board to be used and the soldering condition. Single sided paper based phenolic resin copper-clad PC board (t1.6) is recommended for a PCB used.

SR/SZ CONNECTOR

Socket



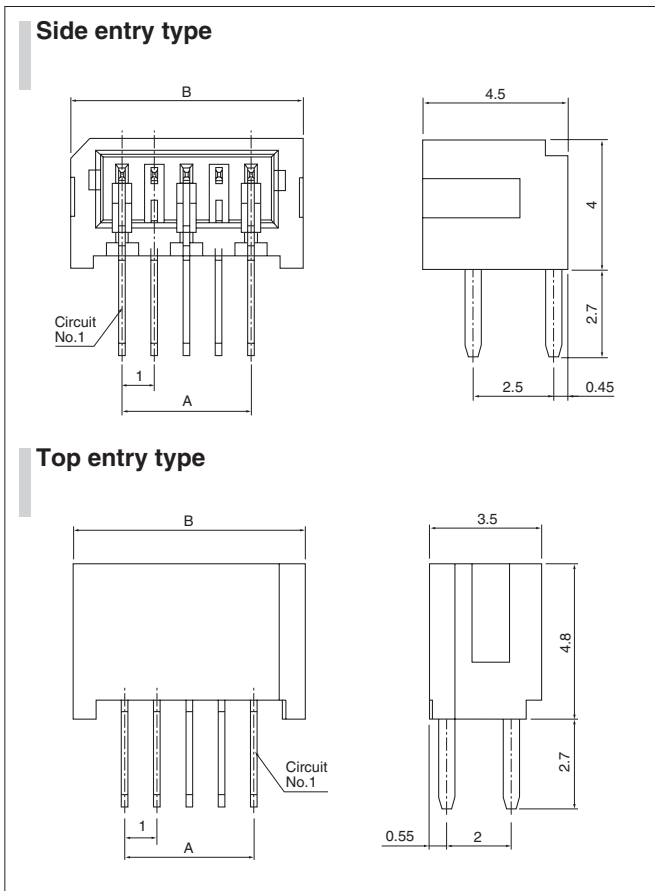
Cir-cuits	Model No.	Dimensions (mm)		Q'ty / box
		A	B	
2	02SR-3S	1.0	3.0	2,000
3	03SR-3S	2.0	4.0	2,000
4	04SR-3S	3.0	5.0	2,000
5	05SR-3S	4.0	6.0	2,000
6	06SR-3S	5.0	7.0	2,000
7	07SR-3S	6.0	8.0	2,000
8	08SR-3S	7.0	9.0	2,000
9	09SR-3S	8.0	10.0	2,000
10	10SR-3S	9.0	11.0	2,000
11	11SR-3S	10.0	12.0	2,000
12	12SR-3S	11.0	13.0	2,000
13	13SR-3S	12.0	14.0	2,000
14	14SR-3S	13.0	15.0	2,000

Material and Finish

Contact: Phosphor bronze, tin-plated (reflow treatment)
Housing: PA, UL94V-0, natural

RoHS compliance

Shrouded header (Through-hole type)



Cir-cuits	Model No.		Dimensions (mm)		Q'ty / box	
	Top entry type	Side entry type	A	B	Top entry type	Side entry type
3	B03B-SZ	S03B-SZ	2.0	5.2	12,825	9,405
4	B04B-SZ	S04B-SZ	3.0	6.2	10,800	7,920
5	B05B-SZ	S05B-SZ	4.0	7.2	9,225	6,765
6	B06B-SZ	S06B-SZ	5.0	8.2	8,100	5,940
7	B07B-SZ	S07B-SZ	6.0	9.2	7,200	5,280
8	B08B-SZ	—	7.0	10.2	6,525	—
9	B09B-SZ	—	8.0	11.2	5,850	—
11	B11B-SZ	—	10.0	13.2	4,950	—
14	*B14B-SZ	—	13.0	16.2	4,050	—

Material and Finish

Contact: Brass, tin-plated (reflow treatment)
Housing: Glass-filled PBT, UL94V-0, natural (white)

RoHS compliance

Note: *Marked product is not UL approved.

<For reference> As the color identification,

the following alphabet shall be put in the underlined part.

For availability, delivery and minimum order quantity, contact JST.

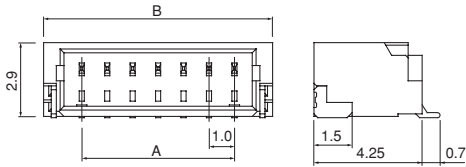
ex. **S03B-SZLE**

(blank)...natural (white) LE...light blue

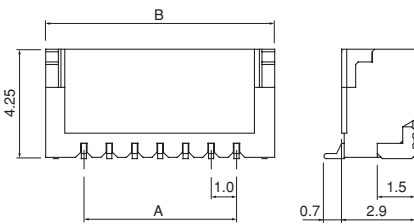
SR/SZ CONNECTOR

Shrouded header (SMT type)

Side entry type



Top entry type



Circuits	Model No.		Dimensions (mm)		Q'ty / reel	
	Top entry type	Side entry type	A	B	Top entry type	Side entry type
2	BM02B-SRSS-TB	SM02B-SRSS-TB	1.0	4.0	1,500	3,000
3	BM03B-SRSS-TB	SM03B-SRSS-TB	2.0	5.0	1,500	3,000
4	BM04B-SRSS-TB	SM04B-SRSS-TB	3.0	6.0	1,500	3,000
5	BM05B-SRSS-TB	SM05B-SRSS-TB	4.0	7.0	1,500	3,000
6	BM06B-SRSS-TB	SM06B-SRSS-TB	5.0	8.0	1,500	3,000
7	BM07B-SRSS-TB	SM07B-SRSS-TB	6.0	9.0	1,500	3,000
8	BM08B-SRSS-TB	SM08B-SRSS-TB	7.0	10.0	1,500	3,000
9	BM09B-SRSS-TB	SM09B-SRSS-TB	8.0	11.0	1,500	3,000
10	BM10B-SRSS-TB	SM10B-SRSS-TB	9.0	12.0	1,500	3,000
11	BM11B-SRSS-TB	SM11B-SRSS-TB	10.0	13.0	1,500	3,000
12	BM12B-SRSS-TB	SM12B-SRSS-TB	11.0	14.0	1,500	3,000
13	BM13B-SRSS-TB	SM13B-SRSS-TB	12.0	15.0	1,500	3,000
14	BM14B-SRSS-TB	SM14B-SRSS-TB	13.0	16.0	1,500	3,000

Material and Finish

Contact: Copper alloy, copper-undercoated, tin-plated (reflow treatment)
 Wafer: PA, UL94V-0, natural
 Solder tab: Brass, copper-undercoated, tin-plated (reflow treatment)

RoHS compliance This product displays (LF)(SN) on a label.

Note: 1. The products listed above are supplied on embossed-tape.
 2. Contact JST for the top entry type headers with suction cap.