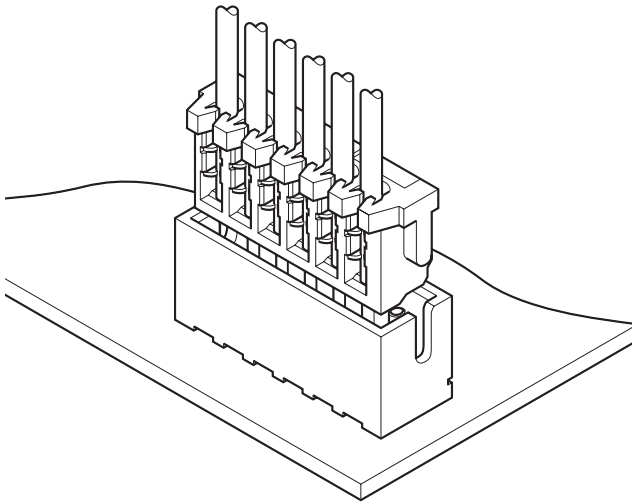


ZR CONNECTOR

1.5mm pitch/Disconnectable Insulation displacement connectors



The twin U-slots (IDC slots), the 3-point insulation grip, and the distortion resistant disconnectable construction ensure a reliable connection even during severe environmental conditions.

- Compact
- Twin U-slot insulation displacement section
- 3-point grip construction
- Distortion resistant construction
- Compatible with the ZH crimp style connector

Specifications

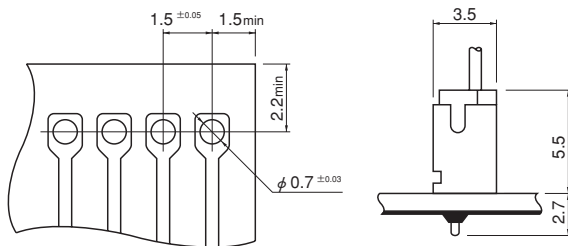
- Current rating: 0.7A AC, DC (AWG #28)
- Voltage rating: 50V AC, DC
- Temperature range: -25°C to +85°C
(including temperature rise in applying electrical current)
- Contact resistance: Initial value/20m Ω max.
After environmental testing/30m Ω max.
- Insulation resistance: 500M Ω min.
- Withstanding voltage: 500V AC/minute
- Applicable wire: UL1571(Contact JST for details regarding other UL styles.)
AWG #30, #28
Conductor/7 strands, tin-coated
Insulation O.D./0.7 to 0.8mm
(Contact JST for diameters greater than 0.8mm.)
- Applicable PC board thickness: 0.6 to 1.2mm, 1.6mm
- * Compliant with RoHS.
- * Refer to "General Instruction and Notice when using Terminals and Connectors" at the end of this catalog.
- * Contact JST for details.

Standards

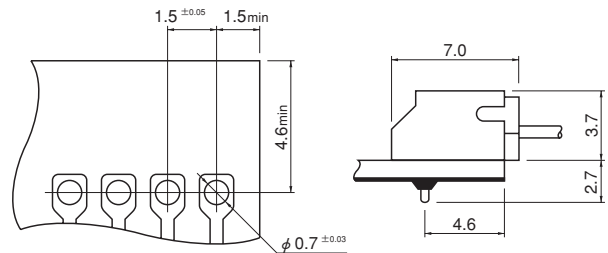
- Ⓜ Recognized E60389
- Ⓢ Certified LR20812

Through-hole type PC board layout (viewed from soldering side) and Assembly layout

Top entry type



Side entry type



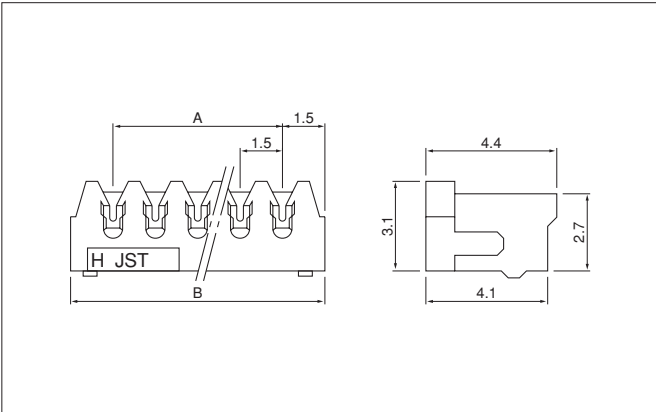
Note: 1. Tolerances are non-cumulative: ±0.05mm for all centers.

2. Hole dimensions differ according to the kind of PC board and piercing method. The dimensions above should serve as a guideline. Contact JST for details.

3. As for the PC board layout for the SMT type shrouded headers, refer to that of the ZH connector.

ZR CONNECTOR

Socket



Circuits	Model No.		Dimensions (mm)		Q'ty / box
	AWG #30(natural/gray)	AWG #28(green)	A	B	
2	02ZR-3H-P	02ZR-8M-P	1.5	4.5	2,000
3	03ZR-3H-P	03ZR-8M-P	3.0	6.0	2,000
4	04ZR-3H-P	04ZR-8M-P	4.5	7.5	2,000
5	05ZR-3H-P	05ZR-8M-P	6.0	9.0	2,000
6	06ZR-3H-P	06ZR-8M-P	7.5	10.5	2,000
7	07ZR-3H-P	07ZR-8M-P	9.0	12.0	2,000
8	08ZR-3H-P	08ZR-8M-P	10.5	13.5	2,000
9	09ZR-3H-P	09ZR-8M-P	12.0	15.0	2,000
10	10ZR-3H-P	10ZR-8M-P	13.5	16.5	2,000
11	11ZR-3H-P	11ZR-8M-P	15.0	18.0	2,000
12	12ZR-3H-P	12ZR-8M-P	16.5	19.5	2,000
13	13ZR-3H-P	13ZR-8M-P	18.0	21.0	2,000

Material and Finish

Contact: Phosphor bronze, tin-plated (reflow treatment)
 Housing: Glass-filled PA 66, UL94V-0

RoHS compliance

Note: Not TÜV approved.

<For reference> As the color identification, the following alphabet shall be put in the underlined part. For availability, delivery and minimum order quantity, contact JST.

- ex. **02ZR-3H-P**
 standard color AWG#30: H...gray
 AWG#28: M...green
K...black R...red E...blue

Shrouded header

The shrouded headers are interchangeable with those of the ZH crimp style connectors.