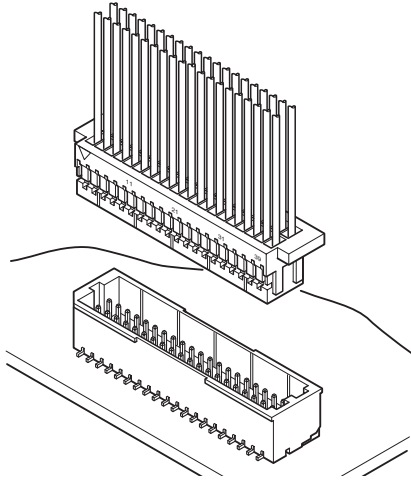


SHD CONNECTOR

1.0mm pitch/Disconnectable Crimp style connectors



The SHD connector is compact with a mounting height of 6.3mm for top entry type and 5.5mm for side entry type, and a width of 5.0mm for top entry type and 5.1mm for side entry type.

- Compact, low profile design
- Anti-misinsertion feature
- Receptacles with protrusions
- Header designed for vacuum pick and place robotics

Specifications

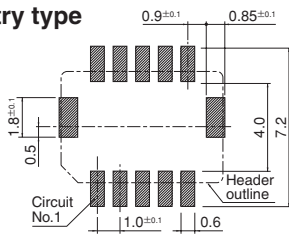
- Current rating: 1.0A AC, DC (AWG #28)
- Voltage rating: 50V AC, DC
- Temperature range: -25°C to +85°C
(including temperature rise in applying electrical current)
- Contact resistance: Initial value/20m Ω max.
After environmental testing/40m Ω max.
- Insulation resistance: 100M Ω min.
- Withstanding voltage: 500V AC/minute
- Applicable wire: Conductor size/AWG #32 to #28
Insulation O.D./0.4 to 0.8mm
- * Compliant with RoHS.
- * Refer to "General Instruction and Notice when using Terminals and Connectors" at the end of this catalog.
- * Contact JST for details.

Standards

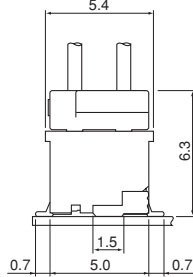
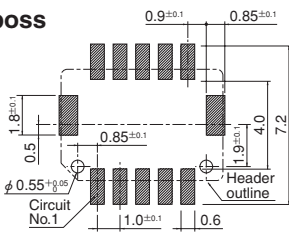
- Ⓜ Recognized E60389
- Ⓢ Certified LR20812

PC board layout (viewed from component side) and Assembly layout

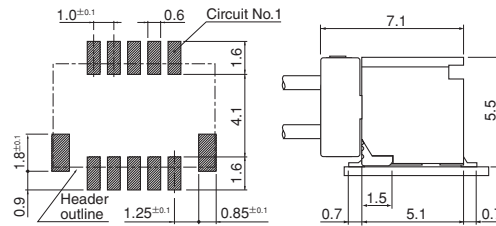
Top entry type



with a boss

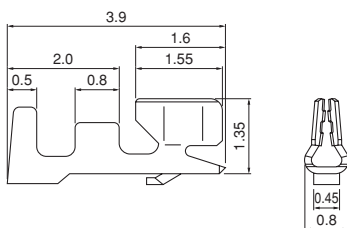


Side entry type



1. Tolerances are non-cumulative: ±0.05mm for all centers.
2. The dimensions above should serve as a guideline. Contact JST for details.

Contact



Model No.	Applicable wire			Q'ty / reel
	mm ²	AWG#	Insulation O.D. (mm)	
SSH-003GA-P0.2	0.032~0.08	32~28	0.4~0.8	23,000

Material and Finish

Phosphor bronze, nickel-undercoated, Mating part: gold-plated

RoHS compliance

Note: Contact JST for tin-plated products.

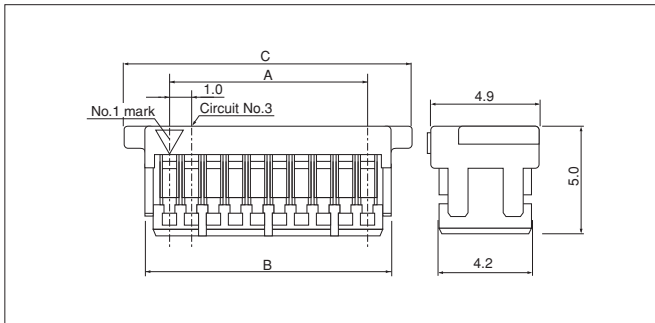
Contact	Crimping machine	Applicator		
		Crimp applicator	Dies	Crimp applicator with dies
SSH-003GA-P0.2	AP-K2N	MKS-L-10-3	MK/SSH/L-003-02	APLMK SSH/L003-02
		*MKS-SC	SC/SSH/L-003-02	APLSC SSH/L003-02

Note: *Strip-crimp applicator

Contact JST for applicable wires in case that it is not usable due to wire size.

SHD CONNECTOR

Housing



Circuits	Model No.	Dimensions (mm)			Q'ty / box
		A	B	C	
20	SHDR-20V-S-B	9.0	11.2	13.0	4,000
30	SHDR-30V-S-B	14.0	16.2	18.0	4,000
40	SHDR-40V-S-B	19.0	21.2	23.0	2,000
50	SHDR-50V-S-B	24.0	26.2	28.0	2,000

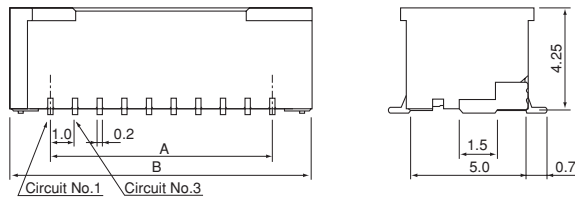
Material

PBT, UL94V-0, natural (white)

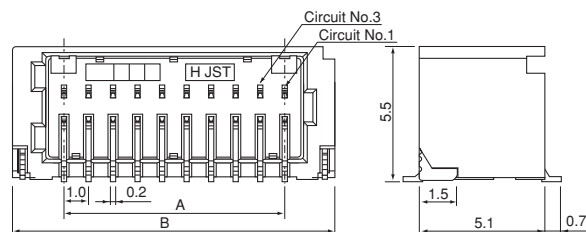
RoHS compliance

Shrouded header

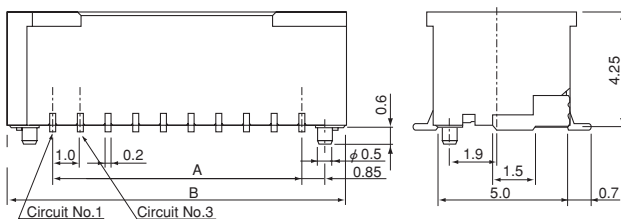
Top entry type



Side entry type



Top entry type with a boss



Circuits	Model No.	Dimensions (mm)		Q'ty / reel
		A	B	
20	BM20B-SRDS-G-TF	9.0	12.3	1,500
30	BM30B-SRDS-G-TF	14.0	17.3	1,500
40	BM40B-SRDS-G-TF	19.0	22.3	1,500
50	BM50B-SRDS-G-TF	24.0	27.3	1,500

Circuits	Model No.	Dimensions (mm)		Q'ty / reel
		A	B	
20	SM20B-SRDS-G-TF	9.0	13.1	1,250
30	SM30B-SRDS-G-TF	14.0	18.1	1,250
40	SM40B-SRDS-G-TF	19.0	23.1	1,250
50	SM50B-SRDS-G-TF	24.0	28.1	1,250

Material and Finish

Header contact: Phosphor bronze, nickel-undercoated, gold-plated
 Wafer: PA, UL94V-0, natural (ivory)
 Solder tab: Brass, copper-undercoated, tin-plated (reflow treatment)

RoHS compliance This product displays (LF)(SN) on a label.
 Note: 1. The products listed above are supplied on embossed-tape.
 2. Contact JST for the headers with tin-plated pins.
 3. Contact JST for the top entry type headers with suction cap.

Circuits	Model No.	Dimensions (mm)		Q'ty / reel
		A	B	
20	BM20B-SRDS-A-G-TF	9.0	12.3	1,250
30	BM30B-SRDS-A-G-TF	14.0	17.3	1,250
40	BM40B-SRDS-A-G-TF	19.0	22.3	1,250
50	BM50B-SRDS-A-G-TF	24.0	27.3	1,250

Material and Finish

Header contact: Phosphor bronze, nickel-undercoated, gold-plated
 Wafer: PA, UL94V-0, natural (ivory)
 Solder tab: Brass, copper-undercoated, tin-plated (reflow treatment)

RoHS compliance This product displays (LF)(SN) on a label.
 Note: 1. The products listed above are supplied on embossed-tape.
 2. Contact JST for the headers with tin-plated pins.