

# Antenna 160580



## LTE roof antenna



### Specifications:

#### GSM/UMTS/LTE

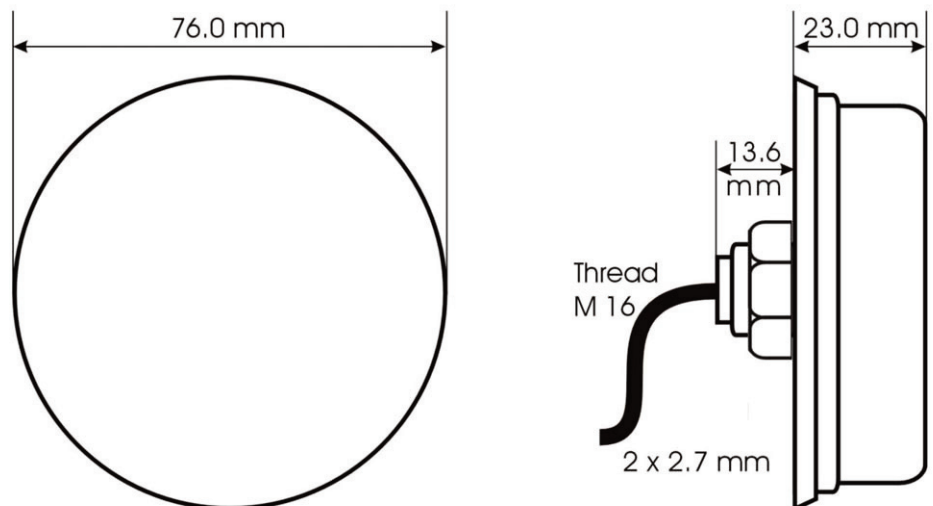
Frequency range	800/850/900/1800/1900 + 2100 MHz + 2600 MHz
VSWR*	< 2.0 typ.
Signal amplification*	0 dBi typ. (800 MHz) +4 dBi typ. (900 MHz) +3 dBi typ. (1800 MHz) +1 dBi typ. (2100 MHz) +2 dBi typ. (2600 MHz)
Power	max. 10 W

\* Measured with 0.6m cable length on a 30 x 30cm footprint

#### Mechanical Data:

Dimensions (Ø x H):	approx. 76 mm x 23 mm
Temperature range:	-40°C to +85°C (Operation temperature)
Connections:	30 cm RG174 with SMA (male)

>> **Waterproof TÜV passed IP69K mounted** <<



# Antenna 160580

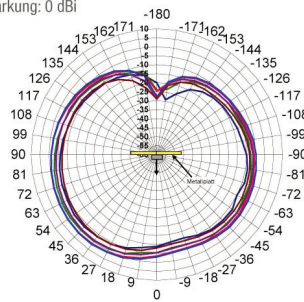


## LTE roof antenna

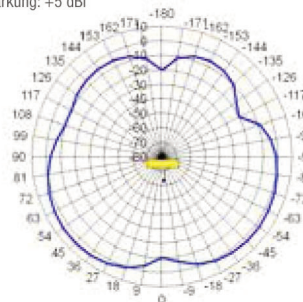


### Radiation diagram (typ.)\*

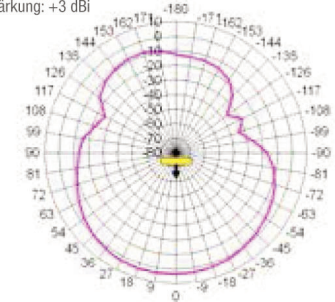
LTE 800 MHz  
Signal-Verstärkung: 0 dBi



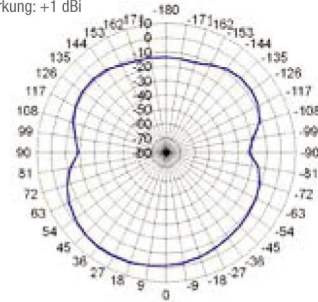
GSM 900 MHz  
Signal-Verstärkung: +5 dBi



GSM 1800 MHz  
Signal-Verstärkung: +3 dBi



GSM 2100 MHz  
Signal-Verstärkung: +1 dBi



LTE 2600 MHz  
Signal-Verstärkung: +2 dBi

